

Republic of the Philippines
ENERGY REGULATORY COMMISSION
San Miguel Avenue, Pasig City



RESOLUTION NO. 04, Series of 2018

A RESOLUTION SETTING THE INSTALLED GENERATING CAPACITY AND MARKET SHARE LIMITATION PER GRID AND NATIONAL GRID FOR 2018

WHEREAS, pursuant to Section 45 (a) of Republic Act No. 9136, otherwise known as the Electric Power Industry Reform Act (EPIRA) and Section 4 (a), Rule 11 of its Implementing Rules and Regulations (IRR), the Energy Regulatory Commission (ERC) formulated and adopted the Guidelines for the Determination of Installed Generating Capacity in a Grid and the National Installed Generating Capacity and Enforcement of the Limits of Concentration of Ownership, Operation or Control of Installed Generating Capacity;

WHEREAS, the subject Guidelines took effect on February 22, 2006;

WHEREAS, under Section 3, Article II of the said Guidelines, the ERC set the 2017 installed generating capacity and the Market Share Limitation per Grid and National Grid as per Resolution No. 05, Series of 2017 dated May 23, 2017, as follows:

Grid	Installed Generating Capacity (kW)	% Market Share Limitation as per RA 9136	Installed Generating Capacity Limit (kW)
Luzon	14,570,958.44	30%	4,371,287.53
Visayas	3,077,848.70	30%	923,354.61
Mindanao	3,021,116.91	30%	906,335.07
National	20,669,924.05	25%	5,167,481.01

WHEREAS, the foregoing installed generating capacity per Grid and National Grid and market share limitation determination shall be adjusted by the ERC on or before the 15th day of March of the succeeding years and/or as often as may be necessary;

WHEREAS, the ERC held in abeyance the issuance of resolution setting the annual installed generating capacity and market share limitation per grid and national grid in 2016 for the ERC to complete its study on the existing Guidelines;

WHEREAS, the ERC, on 23 May 2017, issued Resolution No. 5, Series of 2017, setting the 2017 annual installed generating capacity and market share limitation per grid and national grid for the year 2017 which is anchored on Resolution No. 26, Series of 2005. This is rooted in the Implementing Rules and Regulations (IRR) of the EPIRA mandating that the control test should be employed.

WHEREAS, the said Resolution was likewise issued in light of all the ERC's observations in a Policy/Position Paper to be submitted to the Department of Energy (DOE) and Joint Congressional Power Commission (JCPC) for appropriate legislation regarding the issues on the proper determination of the market share of a person or entity covered by the market share limitation per grid and national grid in accordance with Section 45(a) of the EPIRA;

WHEREAS, the ERC has yet to issue the Policy/Position Paper to be submitted to the DOE and JCPC for appropriate legislation regarding the issues on the proper determination of the market share of a person or entity covered by the market share limitation per grid and national grid in accordance with Section 45(a) of the EPIRA;

WHEREAS, there is a need to publish the adjusted installed generating capacity per Grid and National Grid and market share limitations per Grid and National Grid set by the ERC for 2018;

WHEREAS, the ERC, as part of its monitoring activities, shall continuously monitor to ensure that no generation company nor other entity violates or breaches the market share limitations per Grid and National Grid for the year 2018;

NOW, THEREFORE, pursuant to its mandate to promote free and fair competition in the generation and supply of electricity to achieve greater operational and economic efficiency and to ensure consumer protection and enhance the competitive operation of the markets for generation and supply of electricity, the ERC **RESOLVED**, as it hereby **RESOLVES** to set the 2018 installed generating capacity per Grid and National Grid and market share limitations per Grid and National Grid. The same shall remain and shall be strictly enforced and implemented until the next adjustment thereto which may be on or before the 15th day of March of 2019 and every year thereafter, as follows:


Grid	Installed Generating Capacity (kW)	% Market Share Limitation as per RA 9136	Installed Generating Capacity Limit (kW)
Luzon	15,175,967.44	30%	4,552,790.23
Visayas	3,194,888.00	30%	958,466.40
Mindanao	3,496,261.91	30%	1,048,878.57
National	21,867,117.35	25%	5,466,779.34

This Resolution and its Appendix "A", hereto attached and made as an integral part of this Resolution, shall take effect immediately following their publication in a newspaper of general circulation in the Philippines or in the Official Gazette.

Let copies of this Resolution be furnished the University of the Philippines Law Center-Office of the National Administrative Register (UPLC-ONAR) and all parties concerned.


SO ORDERED.

Pasig City, February 27, 2018.


ALFREDO J. NON
 Commissioner

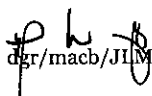

AGNES VST DEVANADERA
 Chairperson


GLORIA VICTORIA C. YAP-TARUC
 Commissioner




JOSEFINA PATRICIA A. MAGPALE-ASIRIT
 Commissioner


GERONIMO D. STA. ANA
 Commissioner


 dgr/macb/JLM

2

2018

A. LUZON GRID

15,175,967.44 KW

I. NPC/PSALM Owned and Operated Power Plants

	Name of Owner	Name of Power Plant	Number of Units	Location	Fuel Type	Nameplate Rating (kW)	2018 Installed Generating Capacity (kW)
1	Power Sector Assets and Liabilities Management Corporation (PSALM)	Malaya Thermal Power Plant	2	Pililla, Rizal	Bunker C/Diesel	650,000	650,000
TOTAL						650,000	650,000

II. NPC/PSALM Independent Power Producers (IPPs)

	Name of IPP	Name of Power Plant	Number of Units	Location	Fuel Type	Nameplate Rating (kW)	2018 Installed Generating Capacity (kW)
1	CBK Power Company Limited - CBK Botocan HEPP	Botocan HEPP	3	Majayjay, Laguna	Hydro	21,995	22,767
2	CBK Power Company Limited	Caliraya HEPP	2	Lumban, Laguna	Hydro	35,020	39,050
3	CBK Power Company Limited	Kalayaan HEPP	4	Kalayaan, Laguna	Hydro	661,300	735,807
4	CE Casecanan Water and Energy Company, Inc.	CE Casecanan Multi-Purpose HEPP	2	Alfonso Castaneda, Nueva Ecija	Hydro	153,000	168,000
5	Hedcor, Inc.	Bineng 1 HEPP	4	La Trinidad Benguet	Hydro	3,200	3,200
6	Hedcor, Inc.	Bineng 2 HEPP	3	La Trinidad , Benguet	Hydro	2,000	2,000
7	Hedcor, Inc.	Bineng 2B HEPP	2	La Trinidad , Benguet	Hydro	750	750
8	Hedcor, Inc.	Bineng 3 HEPP	1	La Trinidad , Benguet	Hydro	5,625	4,500
9	Hedcor, Inc.	Ampohaw HEPP	3	Sablan, Benguet	Hydro	8,000	8,000
10	Hedcor, Inc.	FLS HEPP	2	Bakun, Benguet	Hydro	5,900	6,402
11	Hedcor, Inc.	Lower Labay HEPP	4	Bakun, Benguet	Hydro	2,400	2,400
12	Hedcor, Inc.	Lon-oy HEPP	4	Bakun, Benguet	Hydro	3,600	3,600
TOTAL						902,790	996,476

III. IPPs and Distribution Utility (DU)-Owned Power Plants

	Name of IPP/DU	Name of Power Plant	Number of Units	Location	Fuel Type	Nameplate Rating (kW)	2018 Installed Generating Capacity (kW)
1	1590 Energy Corporation	Bauang DPP	21	Bauang, La Union	Bunker C/Diesel	212,800	227,500
2	Aboitiz Renewables, Inc.	Bakun AC HEPP	2	Alilem, Ilocos Sur	Hydro	74,800	5,430
3	Absolut Distillers, Inc.	Lian Solar PP	8,160 Solar Panels	Lian, Batangas	Solar	2,040	2,040
4	Alternergy Wind One Corp.	Pililla Wind Farm	27 WTG	Pililla, Rizal	Wind	54,000	54,000
5	Anda Power Corporation	Anda Coal Fired PP	1	Mabalacat, Pampanga	Coal	83,700	72,000
6	Angat Hydropower Corp.	Angat HEPP	9	Norzagaray, Bulacan	Hydro	246,000	218,000
7	Angeles Electric Corporation	Petersville DPP	5	Pulung Maragul, Angeles City	Bunker C/Diesel	9,260	7,460
8	Angeles Power, Inc.	Calibu DPP	5	Bo. Calibutbut, Bacolor, Pampanga	Bunker C/Diesel	30,600	32,100
9	AP Renewables, Inc.	Mak-ban Binary GPP	2	Sto. Tomas, Batangas	Geothermal	7,000	7,000
10	AP Renewables, Inc.	Mak-ban GPP	10	Bay, Laguna	Geothermal	459,200	442,800
11	AP Renewables, Inc.	Tiwi GPP	5	Tiwi, Albay	Geothermal	234,000	234,000
12	Aseagas Corp.*	Aseagas Biomass PP	7	Brgy. Malaruhatan, Lian, Batangas	Biomass	8,800	8,801
13	Asia Pacific Energy Corporation	APEC Coal Fired PP	1	Mabalacat Pampanga	Coal	52,000	46,000
14	Bacavalley Energy, Inc.	San Pedro Landfill Methane Recovery and Electricity Generation Plant	4	San Pedro, Laguna	Biomass	4,212	0
15	Bac-Man Geothermal, Inc.	Bac-Man GPP	4	Bacon, Sorsogon	Geothermal	156,125	140,000
16	Bataan 2020	Bataan Rice Husk Biomass PP	1	Samal, Bataan	Biomass	12,500	12,500
17	Bicol Hydropower Corporation	Panicusson HEPP	3	Panicusson, Naga City	Hydro	960	960
18	Bicol Biomass Energy Corp.*	BBEC Biomass PP	1	New San Roque, Pili, Camarines Sur	Biomass	5,000	5,000
19	Bulacan Solar Energy Corp.	Bulacan Solar PP	22,840 Solar Panels	San Ildefonso, Bulacan	Solar	15,000	13,860
20	CIP II Power Corporation	CIP II Bunker C-Fired DPP	4	Baenotan, La Union	Bunker C/Diesel	21,270	21,264
21	DPJ Engineers and Consultants*	DPJ HEPP	2	Bulanao, Tabuk City, Kalinga	Hydro	1,010	1,086
22	EcoMarket Solutions, Inc.	Aurora Biomass PP	1	Municipality of Dinalungan, Prov. of Aurora	Biomass	250	0
23	EDC Burgos Solar, Inc.	EDC Burgos Solar Phase 1 PP	13,420 Solar Panels	Burgos, Ilocos Norte	Solar	4,160	4,160
24	EDC Burgos Solar, Inc.	EDC Burgos Solar Phase 2 PP	8,580 Solar Panels	Burgos, Ilocos Norte	Solar	2,660	2,660
25	EDC Burgos Wind Power Corp.	Burgos Wind PP	50 WTG	Burgos, Ilocos Norte	Wind	150,000	150,000
26	Enfinity Phils. Renewable Resources, Inc.	Enfinity Pampanga Solar PP	71,442 Solar Panels	Clark Freeport Zone, Pampanga	Solar	22,330	19,800
27	FGP Corp.	San Lorenzo CCGTTP	2	Sta. Rita, Batangas City	Natural Gas	508,300	538,354
28	First Cabanatuan Renewable Ventures, Inc.	First Cabanatuan Solar PP	39,456 Solar Panels	Cabanatuan City, Nueva Ecija	Solar	10,260	10,260
29	First Cabanatuan Ventures Corporation	First Cabanatuan Bitas Bunker C-Fired DPP	4	Cabanatuun City, Nueva Ecija	Bunker C/Diesel	25,600	25,600
30	First Gas Power Corporation	Sta. Rita CCGTTP	4	Sta. Rita, Batangas City	Natural Gas	1,094,800	1,095,094

0 5-P 0

31	First Gen Hydro Power Corporation	Masiway HEPP	3	Pantabangan, Nueva Ecija	Fuel Type	12,000	12,000
32	First Gen Hydro Power Corporation	Pantabangan HEPP	3	Pantabangan, Nueva Ecija	Hydro	120,800	120,800
33	First Natgas Power Corp.	San Gabriel CCGTTP	1	Sta. Rita, Batangas	Natural Gas	430,000	416,210
34	GNPower Mariveles Coal Plant Ltd.	Mariveles Coal Fired PP	2	Mariveles, Bataan	Coal	651,610	651,610
35	Green Future Innovations, Inc.	Green Future Bagasse Fired Cogen PP	4	San Mariano, Isabela	Biomass	19,810	19,277
36	Hedcor Sabangan, Inc.	Sabangan HEPP	2	Sabangan, Mt. Province	Hydro	14,960	15,500
37	Hedcor, Inc.	Irisan 1 HEPP	1	Tuba, Benguet	Hydro	3,896.0	3,800
38	Hedcor, Inc.	Irisan 3 HEPP	3	Tuba, Benguet	Hydro	1,200.0	1,200
39	Hedcor, Inc.	Sal-angan HEPP	1	Itogon, Benguet	Hydro	2,400.0	2,400
40	Ilocos Norte Electric Cooperative, Inc.	Agua Grande MHPP	2	Pagudpud, Ilocos Norte	Hydro	1,820	1,820
41	Isabela Biomass Energy Corp.	Isabela Biomass PP	1	Alicia, Isabela	Biomass	20,000	20,000
42	Isabela I Electric Cooperative, Inc.	Magat A & B MHPP	7	Ramon, Isabela	Hydro	2,520	360
43	Jobin-SQM, Inc.	Jobin Solar PP	98,340 Solar Panels	Subic, Zambales	Solar	32,341	35,200
44	KEPCO Ilijan Corporation	Ilijan CCGTTP	6	Batangas City, Batangas	Natural Gas	1,277,900	77,900
45	Local Government Unit of San Luis, Aurora	San Luis MHEPP	2	San Luis, Aurora	Hydro	800	800
46	Lucky PPH International, Inc.	Lucky PPH Biomass Power Generating System	8	Alicia, Isabela	Biomass	3,600	3,600
47	Maibarara Geothermal, Inc.	Maibarara GPP	1	Sto. Tomas, Batangas	Geothermal	20,000	20,000
48	Masinloc Power Partners Co., Ltd.	Masinloc Coal I & II PP	2	Masinloc, Zambales	Coal	660,000	660,000
49	Masinloc Power Partners Co., Ltd.*	Masinloc Battery Energy Storage System	1	Masinloc, Zambales	Coal	10,000	10,000
50	Millennium Energy, Inc.	Millennium Navotas DPP	1	Navotas City, Metro Manila	Diesel	100,000	80,000
51	Mirae Asia Energy Corporation -	Currimao Solar PP	64,800 Solar Panels	Currimao, Ilocos Norte	Solar	20,000	16,320
52	Montalban Methane Power Corporation	Montalban Methane PP	8	Montalban, Rizal	Biomass	8,190	8,190
53	National Irrigation Administration	NIA-Baligatan HEPP	1	Ramon, Isabela	Hydro	6,000	6,000
54	Next Generation Power Technology*	NGPT Solar PP	69,120 Solar Panels	Phase IV, Brgy. Alas-asin, Mariveles, Bataan	Solar	18,000	18,000
55	North Luzon Renewable Energy Corp.	Caparispisan Wind PP	27 WTG	Pagudpud, Ilocos Norte	Wind	81,000	81,000
56	Northwind Power Development Corporation	Northwind Phase I & II Wind PP	15 WTG	Bangui, Ilocos Norte	Wind	33,000	33,000
57	Northwind Power Development Corporation	Northwind Phase III Wind PP	6 WTG	Bangui, Ilocos Norte	Wind	18,900	18,900
58	nv vugt Philippines Solar Energy Three, Inc.	Armenia Solar Farm	33,984 Solar Panels	Tarlac City, Tarlac	Solar	8,840	7,086
59	nv vugt Philippines Solar Energy Three, Inc.	Dalayap Solar Farm	28,224 Solar Panels	Tarlac City, Tarlac	Solar	7,480	5,880
60	One Subic Power Generation Corp.	Subic DPP	8	Subic Bay Freeport Zone, Olongapo City	Bunker C/Diesel	120,000	116,000
61	Panasia Energy Holdings, Inc.	Limay Combined Cycle PP	8	Limay, Bataan	Blended Fuel Oil	648,000	540,000
62	Pangea Green Energy Philippines	Pangea Biogass PP	5	Payatas, Quezon City	Biomass	1,584	1,516
63	People's Energy Services, Inc.	Barit HEPP	1	Buhi, Camarines Sur	Hydro	1,800	1,800
64	Petron Corporation (formerly SMC Powergen, Inc.)	Petron Refinery Solid Fuel Fired Boiler PP	2	Limay, Bataan	Coal/ Petroleum Coke	140,000	140,000
65	Petrosolar Corporation	Tarlac Solar PP	189,648 Solar Panels	Tarlac City, Tarlac	Solar	50,070	50,069
66	Philippine Power and Development Company	Palakpakin HEPP	2	Calauan, Laguna	Hydro	448	480
67	Philippine Power and Development Company	Balugbog HEPP	3	Balugbog, Laguna	Hydro	528	460
68	Philippine Power and Development Company	Calibato HEPP	1	San Pablo City, Laguna	Hydro	75	48
69	PNOC Renewables Corp.	Rizal MHEPP	1	Rizal, Nueva Ecija	Hydro	1,000	1,000
70	PPDO-Ifugao Province	Ambangal MHEPP	1	Kiangan, Ifugao	Hydro	200	200
71	Prime Meridian Power Corporation	San Gabriel Avion Symple Cycle PP	2	Batangas City, Batangas	Natural Gas	130,800	100,600
72	Provincial Government of Ifugao	Likud MHEPP	1	Asipulo, Ifugao	Hydro	880	880
73	Quezon Power Philippines, Ltd. Co.	QPPL Mauban Coal Fired PP	1	Mauban, Quezon	Coal	538,380	511,000
74	RASLAG Corp.	Raslag Phase 1 Solar PP	38,640 Solar Panels	Mexico, Pampanga	Solar	10,040	10,046
75	RASLAG Corp.	Raslag Phase 2 Solar PP	50,544 Solar Panels	Mexico, Pampanga	Solar	13,140	13,141
76	Republic Cement & Building Materials, Inc.	Republic Cement DPP	2	Taysan, Batangas	Diesel	12,400	12,400
77	San Jose City I Power Corporation	San Jose Rice Husk Biomass PP 1	1	San Jose City, Nueva Ecija	Biomass	12,000	12,000
78	San Jose City I Power Corporation*	San Jose Rice Husk Biomass PP 2	1	San Jose City, Nueva Ecija	Biomass	12,000	12,000
79	SMC Consolidated Power Corp.*	Limay CFB Coal-Fired PP	2	Brgy. Lamao, Limay, Bataan	Coal	300,000	300,000
80	San Roque Power Corporation	San Roque HEPP	3	San Manuel, Pangasinan	Hydro	382,500	90,000
81	SEM Calaca Power Corporation	Calaca Coal I & II PP	2	Calaca, Batangas	Coal	600,000	600,000
82	Smith Bell Minihydro Corporation	Communal-Uddiawan MHEPP	2	Solano, Nueva Viscaya	Hydro	1,800	1,800
83	SN Aboitiz Power-Benguet, Inc.	Ambuklao HEPP	3	Bokod, Benguet	Hydro	104,550	105,000
84	SN Aboitiz Power-Benguet, Inc.	Binga HEPP	4	Itogon, Benguet	Hydro	140,080	140,080
85	SN Aboitiz Power-Magat, Inc.	Magat HEPP	4	Ramon, Isabela	Hydro	380,000	380,000
86	Solar Phil. Commercial Rooftop Proj., Inc.	Solar Phil. SM North Solar Rooftop Project	5,760 Solar Panels	Quezon City, Metro Manila	Solar	1,500	1,500
87	Solar Philippines Calatagan Corp.	Calatagan Solar PP	200,928 Solar Panels	Calatagan, Batangas	Solar	63,300	63,300
88	Solar Powered Agri-Rural Communities Corp.	SPARC Palauig Solar PP	16,192 Solar Panels	Palauig, Zambales	Solar	5,020	5,020

8 25 P W

89	Solar Powered Agri-Rural Communities Corp.*	Bulacan Solar PP	12,322 Solar Panels	Brgy. Pasong Intsik, San Rafael, Bulacan	Solar	3,800	3,800
90	Solar Powered Agri-Rural Communities Corp.*	Bataan Solar PP	16,192 Solar Panels	Brgy. Sabang, Morong, Bataan	Solar	5,000	5,000
91	South Luzon Thermal Energy Corp.	SLTEC Putting Bato Coal Fired PP	2	Calaca, Batangas	Coal	270,300	270,000
92	Southwest Luzon Power Generation Corp.	SLPGC Coal Fired Thermal PP	2	Calaca, Batangas	Coal	280,000	300,000
93	SUWECO-SORECO II	Upper Cawayan HEPP	1	Guinlajon, Sorsogon City	Hydro	600	600
94	Tarlac Power Corporation	Tarlac Bunker C-Fired PP	3	Sto. Niño, Tarlac	Bunker C/Diesel	18,600	18,600
95	TeaM Energy Corporation	Pagbilao Coal Fired PP	2	Pagbilao, Quezon	Coal	751,400	64,000
96	TeaM Sual Corporation	Sual Coal Fired PP	2	Sual, Pangasinan	Coal	1,294,000	294,000
97	Therma Mobile, Inc.	Mobile 3 DPP	11	Navotas City, Metro Manila	Bunker C/Diesel	66,000	66,000
98	Therma Mobile, Inc.	Mobile 4 DPP	6	Navotas City, Metro Manila	Bunker C/Diesel	67,200	56,000
99	Therma Mobile, Inc.	Mobile 5 DPP	12	Navotas City, Metro Manila	Bunker C/Diesel	57,000	57,000
100	Therma Mobile, Inc.	Mobile 6 DPP	13	Navotas City, Metro Manila	Bunker C/Diesel	52,000	52,000
101	Phinma Power Generation Corp. (formerly Trans-Asia Power Generation Corp.)	TAPGC Bunker C-Fired DPP	5	Norzagaray, Bulacan	Bunker C/Diesel	52,620	50,000
102	Valenzuela Solar Energy, Inc.	Valenzuela Solar PP	32,692 Solar Panels	Valenzuela City, Metro Manila	Solar	8,500	8,800
103	YH Green Energy, Inc.	YH Green Hermosa Solar PP	47,560 Solar Panels	Hermosa, Bataan	Solar	14,510	13,775
TOTAL						13,709,329	10,214,491

IV. NPC/PSALM IPP Contracted Capacities with designated IPPAs

	Name of IPP (IPPA)	Name of Power Plant	Number of Units	Location	Fuel Type	Nameplate Rating (kW)	2018 Installed Generating Capacity (kW)
1	KEPCO Ilijan Corporation (South Premiere Power Corporation)	Ilijan CCGTTP	6	Batangas City, Batangas	Natural Gas	1,277,900	1,200,000
2	Luzon Hydro Corporation (Vivant Sta. Clara Northern Renewables Generation Corp.)	Bakun AC HEPP	2	Alilem, Ilocos Sur	Hydro	74,800	70,000
3	TeaM Energy Corporation (Therma Luzon, Inc.)	Pagbilao Coal Fired PP	2	Pagbilao, Quezon	Coal	751,400	700,000
4	TeaM Sual Corporation (San Miguel Energy Corporation)	Sual Coal Fired PP	2	Sual, Pangasinan	Coal	1,294,000	1,000,000
5	San Roque Power Corporation (Strategic Power Development Corporation)	San Roque HEPP	3	San Manuel, Pangasinan	Hydro	382,500	345,000
TOTAL						3,780,600	3,315,000

Installed Generating Capacity (Luzon Grid)

15,175,967.44 KW

PK 0

B. VISAYAS GRID

3,194,888.00 KW

I. NPC/PSALM Independent Power Producers

	Name of IPP	Name of Power Plant	Number of Units	Location	Fuel Type	Nameplate Rating (kW)	2017 Installed Generating Capacity (kW)
1	Energy Development Corporation	Leyte Optimization GPP	7	Tongonan, Leyte	Geothermal	56,500	398,320
2	Energy Development Corporation	Mahanagdong GPP	4	Ormoc City, Leyte	Geothermal	180,000	
3	Energy Development Corporation	Malitbog GPP	3	Kananga, Leyte	Geothermal	232,500	
4	Energy Development Corporation	Upper Mahiao GPP	4	Kananga, Leyte	Geothermal	129,320	
TOTAL						598,320	398,320

II. IPPs and DU-Owned Power Plants

	Name of IPP/DU	Name of Power Plant	Number of Units	Location	Fuel Type	Nameplate Rating (kW)	2018 Installed Generating Capacity (kW)
1	Amlan Hydroelectric Power Corp.	Amlan HEPP	2	Negros Oriental	Hydro	928	928
2	APO Cement Corp.	APC Bunker C-Fired PP	3	Tina-an, Cebu	Bunker C/Diesel	44,800	44,800
3	Bohol I Electric Cooperative, Inc. (BOHECO I)	Sevilla HEPP	2	Sevilla, Bohol	Hydro	2,500	2,500
4	Bohol I Electric Cooperative, Inc. (BOHECO I)	Janopol HEPP	2	Balilihan, Bohol	Hydro	5,000	5,000
5	Cebu I Electric Cooperative, Inc.	Basak MHEPP	2	Badian, Cebu	Hydro	500	500
6	Cebu I Electric Cooperative, Inc.	Mantayupan MHEPP	1	Badian, Cebu	Hydro	500	500
7	Cebu I Electric Cooperative, Inc.	Matutinao MHEPP	3	Badian, Cebu	Hydro	720	720
8	Cebu Energy Development Corporation	CEDC Coal Fired PP	3	Daanglungsod, Toledo City	Coal	251,101	251,100
9	Cebu Private Power Corporation	CPPC Bunker C-Fired DPP	10	Ermita, Cebu City	Bunker C/Diesel	70,650	64,000
10	Central Azucarera de San Antonio	CASA Biomass Cogen PP	1	Passi, Iloilo	Biomass	15,000	15,000
11	Central Negros Power Reliability, Inc.	CENPRI DPP	3	City, Negros Occidental	Diesel	15,000	12,600
12	Cosmo Solar Energy, Inc.*	Miag-ao Solar PP	18,390 Solar Panels	Brgy. Narat-an, Miag-ao, Iloilo	Solar	5,670	5,670
13	DESCO, Inc.	Bogo Natural Gas PP	1	Bogo City, Cebu	Natural Gas	1,059	0
14	East Asia Utilities Corporation	EAUC Bunker C-Fired DPP	4	Lapu-lapu City, Cebu	Bunker C/Diesel	49,600	49,600
15	Energy Development Corporation	Nasulo GPP		Valencia, Negros Occidental	Geothermal	49,370	49,370
16	Enervantage Suppliers Company, Inc.	Capiz DPP	2	Panit-an, Capiz	Bunker C/Diesel	11,000	8,400
17	First Farmers Holdings Corporation	First Farmers Biomass PP	1	Talisay City, Negros Occidental	Biomass	21,760	14,000
18	First Toledo Solar Energy Corp.*	Toledo Solar PP	193,440 Solar Panels	Hacienda Baltao, Talavera, Toledo City, Cebu	Solar	59,960	59,960
19	First Soleq Energy Corp. (formerly Phil. Solar Farm Leyte, Inc.)	Ormoc Solar PP	98,000 Solar Panels	Ormoc City, Leyte	Solar	30,380	24,480
20	Green Core Geothermal, Inc.	Palinpinon I & II GPP	7	Valencia, Negros Oriental	Geothermal	192,500	192,500
21	Green Core Geothermal, Inc.	Tongonan Leyte GPP	3	Kananga, Leyte	Geothermal	112,500	112,500
22	Helios Solar Corporation	Cadiz Solar PP	427,392 Solar Panels	Cadiz City, Negros Occidental	Solar	132,500	108,120
23	KEPCO SPC Power Corporation	KSPC Coal Fired PP	2	Naga City, Cebu	Coal	221,000	200,000
24	Monte Solar Energy, Inc.	MONTESOL Bais Solar PP	68,160 Solar Panels	Bais City, Negros Oriental	Solar	18,000	14,400
25	Negros Island Solar Power, Inc. (ISLASOL II)	La Carlota Solar PP	123,096 Solar Panels	La Carlota, Negros Occ.	Solar	32,000	32,000
26	Negros Island Solar Power, Inc. (ISLASOL III)	Manapla Solar PP	179,040 Solar Panels	Manapla, Negros Occ.	Solar	48,000	40,500
27	Palm Concepcion Power Corporation	Concepcion Coal Fired PP	1	Concepcion, Iloilo	Coal	135,000	135,000
28	Panay Energy Development Corp.	PEDC 3 Coal Fired PP	1	Brgy. Ingore, La Paz, Iloilo City	Coal	150,000	150,000
29	Panay Energy Development Corporation	PEDC Coal Fired PP	2	Brgy. Ingore, La Paz, Iloilo City	Coal	167,400	167,400
30	Panay Power Corporation	New Washington DPP	1	New Washington, Aklan	Bunker C/Diesel	5,000	5,000
31	Panay Power Corporation	Nabas DPP	3	Nabas, Aklan	Bunker C/Diesel	12,500	7,500
32	Panay Power Corporation	PPC 1 & 2 DPP	10	La Paz, Iloilo	Bunker C/Diesel	94,880	92,000
33	PetroWind Energy, Inc.	Nabas Wind PP	18 WTG	Nabas, Aklan	Wind	36,000	36,000
34	Phinma Energy Corp. (formerly TransAsia Oil and Development Corporation)	Power Barge 101	4	Iloilo City, Iloilo	Bunker C/Diesel	32,000	32,000
35	Phinma Energy Corp. (formerly TransAsia Oil and Development Corporation)	Power Barge 102	4	Iloilo City, Iloilo	Bunker C/Diesel	32,000	32,000
36	Phinma Energy Corp. (formerly TransAsia Oil and Development Corporation)**	Power Barge 103	4	Lapu-lapu City, Cebu	Bunker C/Diesel	32,000	24,000
37	Phinma Energy Corp. (formerly TransAsia Oil and Development Corporation)	Guimaras DPP	2	San Miguel, Jordan Guimaras	Bunker C/Diesel	3,400	3,400

j = f u

38	Samar I Electric Cooperative, Inc.	Ton-ok MHEPP	4	Calbayog City, Samar	Hydro	1,080	0
39	San Carlos Bioenergy, Inc.	SCBI Biomass PP	1	San Carlos City, Negros Occ.	Biomass	8,300	8,300
40	San Carlos Solar Energy, Inc.	SACASOL Solar Phase IA & IB PP	88,344 solar panels	San Carlos City, Negros Occ.	Solar	22,000	19,800
41	San Carlos Solar Energy, Inc.	SACASOL Solar Phase IC & ID PP	88,946 Solar Panels	San Carlos City, Negros Occ.	Solar	23,000	19,800
42	San Carlos Sun Power, Inc. - SACASUN Solar PP**	SACASUN Solar PP	190,260 Solar Panels	San Carlos City, Negros Occ.	Solar	58,980	58,980
43	Silay Solar Power, Inc.*	Silay Solar PP		Hacienda, Maquina, Brgy. Rizal, Silay City, Negros Occ.	Solar	25,000	22,000
44	Southern Leyte Electric Cooperative, Inc.	Henabian MHEPP	3	St. Bernard, Southern Leyte	Hydro	540	810
45	SPC Island Power Corporation - Bohol DPP	Bohol DPP	4	Tagbilaran City, Bohol	Bunker C/Diesel	22,000	16,200
46	SPC Island Power Corporation	Panay DPP I & III	5	Dingle, Iloilo	Bunker C/Diesel	93,920	77,000
47	SPC Power Corporation *	Naga Land Based Gas Turbine PP	2	Naga, Cebu	Bunker C/Diesel	55,000	0
48	SPC Power Corporation	Cebu DPP 1	6	Naga, Cebu	Bunker C/Diesel	39,000	39,000
49	SPC Power Corporation	Cebu Thermal PP I	1	Naga, Cebu	Coal	52,500	0
50	SPC Power Corporation	Cebu Thermal PP II	1	Naga, Cebu	Coal	56,800	0
51	Sta. Clara Power Corporation	Loboc HEPP	3	Loboc, Bohol	Hydro	1,200	1,200
52	Sulu Electric Power and Light (Phils.), Inc.	Palo Solar PP	187,956 Solar Panels	Palo, Leyte	Solar	49,750	42,000
53	Sunwest Water and Electric Co. 2, Inc.	Villasiga MHEPP	3	Bugasong, Antique	Hydro	8,080	8,080
54	Toledo Power Corp. - Toledo IA Coal PP	Toledo IA Coal Fired PP	1	Toledo City, Cebu	Coal	83,700	83,700
55	Toledo Power Corporation	Carmen Power Station	4	Toledo City, Cebu	Bunker C/Diesel	45,800	40,000
56	Toledo Power Corporation	Sangi Power Station	2	Toledo City, Cebu	Coal	60,000	66,250
57	Phinma Renewable Energy Corp.	San Lorenzo Wind PP	18 WTG	Brgy. Suclaran, San Lorenzo, Guimaras	Wind	54,000	54,000
58	Universal Robina Corp.	Kabankalan Biomass PP	2	Kabankalan, Negros Occ.	Biomass	46,000	46,000
TOTAL						2,898,828	2,596,568

* New IPP

** Re-commissioned PP

IV. NPC/PSALM IPP Contracted Capacities with designated IPPAs

Name of IPP	Name of Power Plant	Number of Units	Location	Fuel Type	Nameplate Rating (kW)	2018 Installed Generating Capacity (kW)	
1 Energy Development Corporation	Leyte Optimization GPP	7	Tongonan, Leyte	Geothermal	56,500	200,000	
	Mahanagdong GPP	4	Ormoc City, Leyte	Geothermal	180,000		
	Malitbog GPP	3	Kananga, Leyte	Geothermal	232,500		
	Upper Mahiao GPP	4	Kananga, Leyte	Geothermal	129,320		
TOTAL						598,320	200,000

V. Unified Leyte Geothermal Power Plant's IPPAs

Name of IPPA	Contracted Capacity (kW)
1 Aboitiz Energy Solutions, Inc.	40,000
2 FDC Utilities, Inc.	40,000
3 Trans-Asia Oil & Energy Development Corp.	40,000
4 Unified Leyte Geothermal Energy, Inc.	40,000
5 Good Friends Hydro Resources Corp.	20,000
6 Vivant Energy Corp.	17,000
7 Waterfront Mactan Casino Hotel, Inc.	3,000
TOTAL	200,000

Installed Generating Capacity (Visayas Grid)

3,194,888.00 KW

PH = 0

C. MINDANAO GRID

3,496,261.91 KW

I. NPC/PSALM Owned and Operated Power Plants

	Name of Owner	Name of Power Plant	Number of Units	Location	Fuel Type	Nameplate Rating (kW)	2018 Installed Generating Capacity (kW)
1	Power Sector Assets and Liabilities Management Corporation (PSALM)	Agus 1 HEPP	2	Marawi City, Lanao del Sur	Hydro	80,460	80,000
2	Power Sector Assets and Liabilities Management Corporation (PSALM)	Agust 2 HEPP	3	Saguwaran, Lanao del Sur	Hydro	180,000	180,000
3	Power Sector Assets and Liabilities Management Corporation (PSALM)	Agus 4 HEPP	3	Baloi, Lanao del Norte	Hydro	158,100	158,100
4	Power Sector Assets and Liabilities Management Corporation (PSALM)	Agus 5 HEPP	2	Ditucalan, Iligan City	Hydro	55,250	55,000
5	Power Sector Assets and Liabilities Management Corporation (PSALM)	Agus 6 HEPP	5	Maria Cristina, Iligan City	Hydro	200,000	150,000
6	Power Sector Assets and Liabilities Management Corporation (PSALM)	Agus 7 HEPP	2	Maria Cristina, Iligan City	Hydro	54,000	54,000
7	Power Sector Assets and Liabilities Management Corporation (PSALM)****	Power Barge 104*	4	Ilang, Davao City	Bunker C/Diesel	32,000	0
8	Power Sector Assets and Liabilities Management Corporation (PSALM)	Pulangui IV HEPP	3	Maramag, Bukidnon	Hydro	255,000	255,000
TOTAL						1,014,810	932,100

II. NPC/PSALM Independent Power Producers (IPPs)

	Name of IPP	Name of Power Plant	Number of Units	Location	Fuel Type	Nameplate Rating (kW)	2018 Installed Generating Capacity (kW)
1	Energy Development Corporation (formerly Mindanao I Geothermal Partnership)	Mindanao I GPP	1	Kidapawan City, North Cotabato	Geothermal	54,240	9,720
2	Energy Development Corporation (formerly Mindanao II Geothermal Partnership)	Mindanao II GPP	1	Kidapawan City, North Cotabato	Geothermal	54,240	6,240
3	Southern Philippines Power Corporation	SPPC DPP	6	Alabel, Sarangani	Bunker C/Diesel	61,720	58,700
4	STEAG State Power Inc.	Mindanao Coal Fired PP	2	Villanueva, Misamis Oriental	Coal	232,000	232,000
5	Western Mindanao Power Corporation	WMPC DPP	10	Zamboanga City, Zamboanga del Sur	Bunker C/Diesel	112,000	107,000
TOTAL						514,200	413,660

III. IPPs and DU-Owned Power Plants

	Name of IPP/DU	Name of Power Plant	Number of Units	Location	Fuel Type	Nameplate Rating (kW)	2018 Installed Generating Capacity (kW)
1	Asian Greenenergy Corp.	Kibawe Solar PP	33,306 Solar Panels	Kibawe, Bukidnon	Solar	10,490	8,160
2	Bununawan Power Company, Inc.	Bununawan HEPP	1	Baungon, Bukidnon	Hydro	7,000	6,570
3	Bukidnon Power Corp. 2	Bukidnon DPP 2	1	San Fernando, Bukidnon	Bunker C/Diesel	2,500	2,500
4	Bukidnon Power Corp.	Bukidnon DPP 1	2	Pangantucan, Bukidnon	Bunker C/Diesel	4,800	4,800
5	Cagayan Electric Power and Light Company, Inc.	CEPALCO Solar Photovoltaic PP	6,480 solar panels	Cagayan de Oro City, Misamis Oriental	Solar	969.16	969
6	Cotabato Light and Power Company, Inc.	CLPC DPP	6	Cotabato City, Maguindanao	Bunker C/Diesel	9,927	6,250
7	Crystal Sugar Company, Inc.	Crystal Sugar Biomass PP	5	Maramag, Bukidnon	Biomass	35,900	35,900
8	Davao Light and Power Company, Inc.	Bajada DPP	12	Davao City, Davao del Sur	Bunker C/Diesel	58,694	58,694
9	DMCI Power Corp.	Sultan Kudarat dpp	3	Brgy. Dukay, Esperanza, Sultan Kudarat	Bunker C/Diesel	3,690	3,690
10	EEL Power Corporation	EEL HFO Peaking PP	3	Tagum City, Davao del Norte	Bunker C/Diesel	15,000	13,500
11	Enfinity Phils. Renewable Resources Fourth, Inc.	Digos Solar PP	92,232 Solar Panels	Digos City, Davao del Sur	Solar	28,590	24,759
12	FDC Misamis Power Corporation**	FDC Coal Fired PP	3	Villanueva, Misamis Oriental	Coal	405,000	405,000
13	FG Bukidnon Power Corporation	Agusan River HEPP	2	Manolo Fortich, Bukidnon	Hydro	1,600	1,600
14	Gerphil Renewable Energy Inc.	Impasug-ong MHEPP	1	Pob. Impasug-ong, Bukidnon	Hydro	224	186
15	Hedcor Sibulan, Inc.	Sibulan A HEPP	2	Sta. Cruz Davao del Sur	Hydro	16,328	16,328
16	Hedcor Sibulan, Inc.	Sibulan B HEPP	2	Sta. Cruz Davao del Sur	Hydro	26,257	28,000
17	Hedcor Sibulan, Inc.	Tudaya 1 HEPP	1	Sta. Cruz, Davao del Sur	Hydro	6,650	6,600
18	Hedcor Tudaya, Inc.	Tudaya 2 HEPP	2	Sta. Cruz, Davao del Sur	Hydro	8,140	8,137
19	Hedcor, Inc.	Talomo 1 MHEPP	2	Davao City, Davao del Sur	Hydro	1,000	1,000
20	Hedcor, Inc.	Talomo 2 MHEPP	2	Davao City, Davao del Sur	Hydro	600	600
21	Hedcor, Inc.	Talomo 2A MHEPP	2	Davao City, Davao del Sur	Hydro	650	650

22	Hedcor, Inc.	Talomo 2B MHEPP	1	Davao City, Davao del Sur	Hydro	300	300
23	Hedcor, Inc.	Talomo 3 MHEPP	2	Davao City, Davao del Sur	Hydro	1,920	1,920
24	King Energy Generation, Inc.	KEGI Mis. Occidental DPP	1	Map-an, Misamis Occidental	Bunker C/Diesel	15,680	15,680
25	King Energy Generation, Inc.	KEGI Surigao del Sur DPP	1	Tajeje, Surigao del Sur	Bunker C/Diesel	7,840	7,840
26	King Energy Generation, Inc.	KEGI Bukidnon DPP	1	Quezon, Bukidnon	Bunker C/Diesel	3,200	3,200
27	King Energy Generation, Inc.	KEGI Bukidnon DPP 2	1	Maramag, Bukidnon	Bunker C/Diesel	7,841	7,840
28	King Energy Generation, Inc.	KEGI Camiguin DPP	2	Mambajao, Camiguin	Bunker C/Diesel	4,100	4,100
29	King Energy Generation, Inc.	KEGI Gingoog DPP	2	Gingoog City, Misamis Oriental	Bunker C/Diesel	10,600	10,600
30	King Energy Generation, Inc.*	Misamis Occ. Power Plant 3 (MOPP3)	1	Brgy. Jimenez, Misamis Occidental	Bunker C/Diesel	7,840	7,840
31	Kirahon Solar Energy Corp.	Kirahon Solar PP	40,720 Solar Panels	Villanueva, Misamis Oriental	Solar	12,500	12,500
32	Mapalad Energy Generation Corp.	MEGC DPP	2	Iligan City, Lanao del Norte	Bunker C/Diesel	15,000	15,000
33	Mapalad Power Corporation	Iligan DPP	19	Iligan City, Lanao del Norte	Bunker C/Diesel	114,400	108,700
34	Mindanao Energy Sytems, Inc.	MINERGY DPP	16	Cagayan de Oro City, Misamis Oriental	Bunker C/Diesel	58,070	58,070
35	Mindanao Energy Sytems, Inc.	Cabulig HEPP	2	Claveria, Misamis Oriental	Hydro	9,210	9,210
36	Misamis Oriental-1 Rural Electric Service Coop., Inc.	MORESCO Modular DPP	1	Laguindingan, Misamis Oriental	Bunker C/Diesel	2,000	2,000
37	Minergy Power Corp.*	Balingasag CFB Coal-Fired Thermal PP	3	Brgy. Mandangao, Balingasag, Misamis Oriental	Coal	165,000	165,000
38	nv vogt Philippines Solar Energy One, Inc.	Centrala Solar Farm		Brgy. Centrala, Surallah, South Cotabato	Solar	6,232.8	4,980
39	PACERM 1 Energy Corporation**	PACERM DPP	3	El Salvador, Misamis Oriental	Bunker C/Diesel	10,500	10,500
40	Peakpower Bukidnon, Inc.*	PBI DPP	1	Brgy. Alac, Manolo Fortich, Bukidnon	Bunker C/Diesel	10,420	10,420
41	Peakpower San Francisco, Inc.	San Francisco DPP	2	San Francisco, Agusan del Sur	Bunker C/Diesel	10,400	10,400
42	Peakpower Socesargen, Inc.	PSI DPP	5	Gen. Santos City, South Cotabato	Bunker C/Diesel	20,907	34,840
43	San Miguel Consolidated Power Corp.**	Malita CFB Coal PP	1	Malita, Davao Occidental	Coal	300,000	300,000
44	Sarangani Energy Corporation	Sarangani Coal Fired PP	1	Maasim, Sarangani	Coal	118,500	106,842
45	SoEnergy International Philippines, Inc.***	SOENERGY DPP	14	Gen. Santos City, South Cotabato	Bunker C/Diesel	19,040	0
46	Supreme Power Corporation **	Koronadal Bunker C-Fired DPP	7	Koronadal, South Cotabato	Bunker C/Diesel	11,900	11,907
47	Therma Marine, Inc. - Mobile 1	Mobile 1 (formerly Power Barge 118)	1	Compostela Valley, Agusan del Norte	Bunker C/Diesel	100,000	100,000
48	Therma Marine, Inc. - Mobile 2	Mobile 2 (formerly Power Barge 117)	1	Nasipit, Agusan del Norte	Bunker C/Diesel	100,000	100,000
49	Therma South, Inc.	Therma South Coal Fired PP	2	Davao City, Davao del Sur	Coal	300,000	300,000
50	Total Power, Inc.	Total Power DPP	4	Tubod, Lanao del Norte	Bunker C/Diesel	4,400	4,400
TOTAL						2,091,810	2,057,982

* New IPP

** with additional units

*** Ceased operation

**** Transfer to Visayas Grid

IV. NPC/PSALM IPP Contracted Capacities with designated IPPAs

Name of IPP (IPPA)	Name of Power Plant	Number of Units	Location	Fuel Type	Nameplate Rating (kW)	2018 Installed Generating Capacity (kW)	
1 Energy Development Corporation (FDC Misamis Power Corp.)	Mindanao I GPP	1	Kidapawan City, North Cotabato	Geothermal	54,240	44,520	
2 Energy Development Corporation (FDC Misamis Power Corp.)	Mindanao II GPP	1	Kidapawan City, North Cotabato	Geothermal	54,240	48,000	
TOTAL						108,480	92,520

Installed Generating Capacity (Mindanao Grid)**3,496,261.91 KW****D. SUMMARY OF NATIONAL GRID (KW)**

Grid	Nameplate Rating (kW)	2018 Installed Generating Capacity (kW)
Luzon	15,262,119.00	15,175,967.44
Visayas	3,497,148.05	3,194,888.00
Mindanao	3,620,819.96	3,496,261.91
National	22,380,087.01	21,867,117.35

Installed Generating Capacity (National Grid)**21,867,117.35 KW**

