


MONTHLY REPORT OF DISBURSEMENTS
FOR THE MONTH OF January, FY 2016
In Pesos

BAR No. 6

Department/ Agency : Other Executive Office
Agency : Energy Regulatory Commission
Fund :


PARTICULARS	CURRENT YEAR BUDGET				PRIOR YEAR'S BUDGET				PRIOR YEAR'S OBLIGATIONS				TRUST LIABILITIES			TOTAL				Remarks (8)	
	PS	MOOE	CO	TOTAL	PS	MOOE	CO	TOTAL	PS	MOOE	CO	TOTAL	MOOE	CO	TOTAL	Others	PS	MOOE	CO		TOTAL
	(1)	(2)			(3)				(4)				(5)			(6)	(7)				
NOTICE OF CASH ALLOCATION	10,320,127.00	8,041,720.00	500,000.00	18,861,847.00	-	-	-	-	200,000.00	7,000,000.00	0.00	7,200,000.00	-	-	-	-	10,520,127.00	15,041,720.00	500,000.00	26,061,847.00	
MDS CHECKS ISSUED	5,964,108.16	2,093,537.85	0.00	8,057,646.01	-	-	-	-	726,823.78	1,111,003.75	0.00	1,837,827.53	-	-	-	-	6,690,931.94	3,204,541.60	0.00	9,895,473.54	
ADVICE TO DEBIT ACCOUNT	2,186,704.20	448,747.81	0.00	2,635,452.01	-	-	-	-	-	1,704,782.93	0.00	1,704,782.93	-	-	-	-	2,186,704.20	2,153,530.74	0.00	4,340,234.94	
TAX REMITTANCE ADVICES ISSUED	1,547,927.88	134,931.17	0.00	1,682,859.05	-	-	-	-	5,303.96	128,505.89	0.00	133,809.85	-	-	-	-	1,553,231.84	263,437.06	0.00	1,816,668.90	
CASH DISBURSEMENT CEILING																					
NON-CASH AVAILMENT AUTHORITY																					
TOTAL	9,698,740.24	2,677,216.83	0.00	12,375,957.07	-	-	-	-	732,127.74	2,944,292.57	0.00	3,676,420.31	-	-	-	-	10,430,867.98	5,621,509.40	0.00	16,052,377.38	

Certified Correct By:


LUZVIMINDA N. CABALAG
Financial and Management Officer-II

Date:

Approved By:


JOSE VICENTE B. SALAZAR
Chairman and CEO

Date:

ERC
Office of the Chairman



C-2016-01-OC-01674

REPORT OF DISBURSEMENTS
MONTH OF February, FY 2016

BAR No. 5

Department/ Agency : Other Executive Office
Agency : Energy Regulatory Commission
Fund :

PARTICULARS	CURRENT YEAR BUDGET				PRIOR YEAR'S BUDGET				PRIOR YEAR'S OBLIGATIONS				TRUST LIABILITIES			TOTAL				Remarks	
	PS	MOOE	CO	TOTAL	PS	MOOE	CO	TOTAL	PS	MOOE	CO	TOTAL	MOOE	CO	TOTAL	Others	PS	MOOE	CO		TOTAL
(1)	(2)				(3)				(4)				(5)			(6)	(7)				(8)
NOTICE OF CASH ALLOCATION	10,362,847.00	8,000,000.00	1,000,000.00	19,362,847.00	-	8,000,000.00	8,359,000.00	14,359,000.00	100,000.00	1,000,000.00	-	1,100,000.00	-	-	-	-	10,462,847.00	15,000,000.00	9,359,000.00	34,821,847.00	
MDS CHECKS ISSUED	12,400,840.31	1,226,444.01	-	13,627,284.32	-	-	-	-	107,047.63	1,747,219.27	-	1,854,266.90	-	-	-	-	12,507,887.94	2,973,663.28	-	15,481,551.22	
ADVICE TO DEBIT ACCOUNT	2,504,128.96	3,581,794.27	-	6,185,923.23	-	-	-	-	34,368.39	4,782,546.42	-	4,816,912.81	-	-	-	-	2,638,495.35	8,364,340.69	-	11,002,836.04	
MITTANCE ADVICES ISSUED	1,544,804.85	195,990.02	-	1,740,594.87	-	-	-	-	912.33	274,147.95	-	275,060.28	-	-	-	-	1,545,517.18	470,137.97	-	2,015,655.15	
CASH DISBURSEMENT CEILING																					
NON-CASH AVAILMENT AUTHORITY																					
TOTAL	16,549,574.12	5,004,228.30	-	21,553,802.42	-	-	-	-	142,326.35	6,803,913.64	-	6,946,239.99	-	-	-	-	16,691,900.47	11,808,141.94	-	28,500,042.41	

Certified Correct:

LUZVIMINDA N. CABALAG
Financial and Management Officer II

Date:

Approved By:

JOSE VICENTE B. SALAZAR
Chairman and CEO

Date:

ERC
Office of the Chairman



D-2016-007-OC-02409


REPORT OF DISBURSEMENTS
FOR THE MONTH OF MARCH, FY 2016
In Pesos

BAR No. 5

Department/ Agency : Other Executive Office
Agency : Energy Regulatory Commission
Fund : 101

PARTICULARS (1)	CURRENT YEAR BUDGET				PRIOR YEAR'S BUDGET				PRIOR YEAR'S OBLIGATIONS				TRUST LIABILITIES				Others (6)	TOTAL				Remarks (8)			
	PS	MOOE	CO	TOTAL	PS	MOOE	CO	TOTAL	PS	MOOE	CO	TOTAL	PS	MOOE	CO	TOTAL		PS	MOOE	CO	TOTAL				
	(2)				(3)				(4)				(5)					(7)							
NOTICE OF CASH ALLOCATION	8,361,847.00	10,000,000.00	1,000,000.00	19,361,847.00	460,000.00	6,000,000.00	-	6,460,000.00	206,000.00	1,000,000.00	-	1,206,000.00	-	-	-	-	-	-	-	-	9,027,847.00	17,000,000.00	1,000,000.00	27,027,847.00	
MDS CHECKS ISSUED	14,246,736.05	5,874,896.82	441,267.52	20,562,900.39	-	-	-	-	-	132,875.63	-	132,875.63	-	-	-	-	-	-	-	-	14,246,736.05	6,007,772.45	441,267.52	20,695,776.02	
ADVICE TO DEBIT ACCOUNT	2,635,213.41	6,653,248.53	1,938,771.49	11,227,233.43	-	-	-	-	-	543,670.98	-	543,670.98	-	-	-	-	-	-	-	-	2,644,707.97	7,196,919.51	1,950,455.15	11,792,082.63	
TAX REMITTANCE ADVICES ISSUED	1,549,873.52	502,646.43	140,711.02	2,193,230.97	-	-	11,683.66	11,683.66	9,494.56	-	-	-	-	-	-	-	-	-	-	-	1,549,873.52	525,673.80	141,372.36	2,216,919.68	
CASH DISBURSEMENT CEILING							661.34	661.34				23,027.37													
NON-CASH AVAILMENT AUTHORITY																									
TOTAL	18,431,822.98	13,030,791.78	2,520,750.03	33,983,364.79	-	-	12,345.00	12,345.00	9,494.56	699,573.98	-	709,068.54	-	-	-	-	-	-	-	-	18,441,317.54	13,730,365.76	2,533,095.03	34,704,778.33	

Certified Correct by:


LUZVIMINDA N. CABALBAG
Financial and Management Officer II
Date:

Approved by:


JOSE VICENTE B. SALAZAR
Chairman and CEO
Date:

ERC
Office of the Chairman



D-2016-007-OC-02504

TRUS
DOE


MONTHLY REPORT OF DISBURSEMENTS
For the Month of April 2016

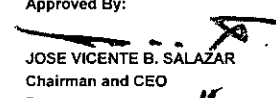
Department : Other Executive Offices
 Agency : Energy Regulatory Commission
 Operating Unit : Central Office
 Organization Code (UACS) : 26 008 0000000
 Funding Source Code (as clustered): 01 - Regular Agency Fund

PARTICULARS	CURRENT YEAR BUDGET				PRIOR YEAR'S BUDGET									SUB-TOTAL	TRUST LIABILITIES				GRAND TOTAL			
	PS	MOOE	CO	TOTAL	PRIOR YEAR'S ACCOUNTS PAYABLE			Sub-Total	CURRENT YEAR'S ACCOUNTS PAYABLE			TOTAL	PS		MOOE	CO	TOTAL	PS	MOOE	CO	TOTAL	
					PS	MOOE	CO		PS	MOOE	CO											
1	2	3	5	6=(2+3+4+5)	7	8	10	11=(7+8+9+10)	12	13	15	16=(12+13+14+15)	17=(11+16)	18=(6+17)	19	20	21	22=(19+20+21)	23	24	26	27=(23+24+25+26)
Cash Allocation (NCA)	11,718,291.60	6,603,848.14	441,336.29	18,763,476.03	-	1,773,345.20	-	1,773,345.20	-	-	-	-	1,773,345.20	20,536,821.23	-	-	-	-	11,718,291.60	8,377,193.34	441,336.29	20,536,821.23
S Checks Issued	8,903,287.54	2,365,906.91	-	11,269,194.45	-	-	-	-	-	-	-	-	-	11,269,194.45	-	-	-	-	8,903,287.54	2,365,906.91	-	11,269,194.45
Advice to Debit Account	2,815,004.06	4,237,941.23	441,336.29	7,494,281.58	-	1,773,345.20	-	1,773,345.20	-	-	-	-	1,773,345.20	9,267,626.78	-	-	-	-	2,815,004.06	6,011,286.43	441,336.29	9,267,626.78
Working Fund (NCA Issued to BTr)	-	-	-	-	-	-	-	-	-	-	-	-	-	-	-	-	-	-	-	-	-	-
Tax Remittance Advices Issued (TRA)	1,588,107.69	344,050.11	25,830.35	1,957,988.15	-	26,880.85	-	26,880.85	-	-	-	-	26,880.85	1,984,869.00	-	-	-	-	1,588,107.69	370,930.96	25,830.35	1,984,869.00
Cash Disbursement Celling (CDC)	-	-	-	-	-	-	-	-	-	-	-	-	-	-	-	-	-	-	-	-	-	-
Non-Cash Availment Authority (NCAA)	-	-	-	-	-	-	-	-	-	-	-	-	-	-	-	-	-	-	-	-	-	-
Others (CDT, BTr Docs Stamp, etc.)	-	-	-	-	-	-	-	-	-	-	-	-	-	-	-	-	-	-	-	-	-	-
TOTAL	13,306,399.29	6,947,898.25	467,166.64	20,721,454.18	-	1,800,226.05	-	1,800,226.05	-	-	-	-	1,800,226.05	22,521,690.23	-	-	-	-	13,306,399.29	8,748,124.30	467,166.64	22,521,690.23

SUMMARY:

	Balance as of March 2016	April 2016	As of April 2016
Total Disbursement Authorities Received			
NCA	73,207,954.39	20,536,821.23	93,744,775.62
Working Fund	-	-	-
TRA	6,049,243.73	1,984,869.00	8,034,112.73
Less: Notice of Transfer Allocations (NTA)* issued	-	-	-
Total Disbursements Authorities Available	79,257,198.12	22,521,690.23	101,778,888.35
Lapsed NCA	14,732,622.88	-	14,732,622.88
Disbursements	79,257,198.12	22,521,690.23	101,778,888.35
Balance of Disbursements Authorities as of to date	(14,732,622.88)	-	(14,732,622.88)
Total Disbursements Program	93,989,821.00	33,432,411.00	127,422,232.00
Less: Actual Disbursements	79,257,198.12	22,521,690.23	101,778,888.35
(Over)/Under Spending	14,732,622.88	10,910,720.77	25,643,343.65

Certified Correct:

 LUZVIMINDA N. CABALBAG
 Financial and Management Officer, II
 Date: 4/1/16

Approved By:

 JOSE VICENTE B. SALAZAR
 Chairman and CEO
 Date: 4/1/16

ERC
Office of the Chairman



G-2016-004-OC-03705

MONTHLY REPORT OF DISBURSEMENTS
For the Month of May, 2016

Department : Other Executive Offices
 Agency : Energy Regulatory Commission
 Operating Unit : Central Office
 Organization Code (UACS) : 26 008 0000000
 Funding Source Code (as clustered): 01 - Regular Agency Fund

PARTICULARS	CURRENT YEAR BUDGET				PRIOR YEAR'S BUDGET									SUB-TOTAL	TRUST LIABILITIES				GRAND TOTAL			
	PS	MOOE	CO	TOTAL	PRIOR YEAR'S ACCOUNTS PAYABLE				CURRENT YEAR'S ACCOUNTS PAYABLE				TOTAL		PS	MOOE	CO	TOTAL	PS	MOOE	CO	TOTAL
					PS	MOOE	CO	Sub-Total	PS	MOOE	CO	Sub-Total										
1	2	3	5	6=(2+3+4+5)	7	8	10	11=(7+8+9+10)	12	13	15	16=(12+13+14+15)	17=(11+16)	18=(6+17)	19	20	21	22=(19+20+21)	23	24	26	27=(23+24+25+26)
No. of Cash: Allocation (NCA)	11,509,657.42	5,583,297.87	-	17,092,955.29	-	-	-	-	-	1,986,335.20	-	1,986,335.20	1,986,335.20	19,079,290.49	-	74,000.00	-	74,000.00	11,509,657.42	7,643,633.07	-	19,153,290.49
Checks Issued	9,068,185.91	2,876,952.53	-	11,945,138.44	-	-	-	-	-	1,986,335.20	-	1,986,335.20	1,986,335.20	13,931,473.64	-	74,000.00	-	74,000.00	9,068,185.91	4,937,287.73	-	14,005,473.64
Due to Debit Account	2,441,471.51	2,706,345.34	-	5,147,816.85	-	-	-	-	-	-	-	-	-	5,147,816.85	-	-	-	-	2,441,471.51	2,706,345.34	-	5,147,816.85
Working Fund (NCA Issued to BTr)																						
Tax Remittance Advices Issued (TRA)	1,548,778.63	286,391.54	-	1,835,170.17	-	-	-	-	-	-	-	-	-	1,835,170.17	-	-	-	-	1,548,778.63	286,391.54	-	1,835,170.17
Cash Disbursement Ceiling (CDC)																						
Non-Cash Availment Authority (NCAA)																						
Others (CDT, BTr Docs Stamp, etc.)																						
TOTAL	13,058,436.05	5,869,689.41	-	18,928,125.46	-	-	-	-	-	1,986,335.20	-	1,986,335.20	1,986,335.20	20,914,460.66	-	74,000.00	-	74,000.00	13,058,436.05	7,930,024.61	-	20,988,460.66

SUMMARY:

	Balance as of April 2016	May 2016	As of May 2016
Total Disbursement Authorities Received			
NCA	93,744,775.62	19,153,290.49	112,898,066.11
Working Fund			
TRA	8,034,112.73	1,835,170.17	9,869,282.90
Less: Notice of Transfer Allocations (NTA)* issued			
Total Disbursements Authorities Available	101,778,888.35	20,988,460.66	122,767,349.01
Less: Lapsed NCA	14,732,622.88		14,732,622.88
Disbursements	101,778,888.35	20,988,460.66	122,767,349.01
Balance of Disbursements Authorities as of to date	(14,732,622.88)		(14,732,622.88)
Total Disbursements Program	127,422,232.00	33,489,738.00	160,911,970.00
Less: Actual Disbursements	101,778,888.35	20,988,460.66	122,767,349.01
(Over)/Under Spending	25,643,343.65	12,501,277.34	38,144,620.99

Certified Correct:

[Signature]
 LUZVIMONDA N. CABALBAG
 Financial and Management Officer II
 Date:

Approved By:

[Signature]
 JOSE VICENTE B. SALAZAR
 Chairman and CEO
 Date:

ERC
Office of the Chairman



G-2016-019-OC-03822

MONTHLY REPORT OF DISBURSEMENTS

For the month of June, 2016

Department: Other Executive Offices															Agency: Energy Regulatory Commission										Operating Unit: N/A				
Organization Code (UACS): 260080000000															Fund Cluster: 01 - Regular Agency Fund														
PARTICULARS	CURRENT YEAR BUDGET					PRIOR YEAR'S ACCOUNTS PAYABLE					CURRENT YEAR'S ACCOUNTS PAYABLE					SUB-TOTAL	TRUST LIABILITIES				GRAND TOTAL				REMARKS				
	PS	MOOE	Fin. Exp	CO	TOTAL	PS	MOOE	Fin. Exp	CO	Sub-Total	PS	MOOE	Fin. Exp	CO	Sub-Total		TOTAL	PS	MOOE	CO	TOTAL	PS	MOOE	Fin. Exp		CO	TOTAL		
	1	2	3	4	5	6=2+3+4+5	7	8	9	10	11=7+8+9+10	12	13	14	15		16=(12+13+14+15)	17=(11+16)	18=17	19	20	21	22=(18+19+20)	23		24	25	26	27=(23+24+25+26)
Notice of Cash Allocation (NCA)	23,253,579.83	18,612,616.96			41,866,196.79		1,945,486.61		(64,062.50)	2,408,549.11		1,282,503.89		17,035.72	1,299,539.61	3,709,688.72	120,000.00			120,000.00	23,253,579.83				21,960,807.40	481,098.22	45,597,285.51		
MDS Checks Issued	20,438,467.12	3,846,401.86			24,284,868.98		1,063,486.61			1,063,486.61		375,000.00			375,000.00	1,438,486.61				25,723,355.59	20,438,467.12				5,284,888.47	481,098.22	19,913,929.92		
Advice to Debit Account	2,817,112.71	14,766,215.10			17,583,327.81		882,000.00		464,062.50	1,346,062.50		907,503.89		17,035.72	924,539.61	2,270,602.11	120,000.00			120,000.00	2,817,112.71				16,675,718.99		18,513,929.92		
Working Fund (NCA Issued to BT)																													
Tax Remittance Advices Issued (TRA)	1,547,322.94	1,083,630.71			2,630,953.65		204,763.34		30,937.50	235,700.84		32,136.75		964.28	33,121.03	268,821.87					1,547,322.94				1,320,559.80	31,901.78	2,899,784.52		
Cash Disbursement Ceiling (CDC)																													
Non-Cash Availment Authority (NCAA)																													
Others (CDT, BT, Docs Stamp, etc.)																													

Summary

PARTICULARS	PREVIOUS REPORT	CURRENT MONTH	AS OF DATE
(1)	(2)	(3)	(4)
Total Disbursement Authorities Received			
NCA	112,898,066.11	45,597,285.51	158,595,351.62
Working Fund			
TRA	9,869,282.90	2,899,784.52	12,769,067.42
CDC			
NCAA			
Others (CDT, BT, Docs Stamp, etc.)			
Less: Notice of Transfer Allocations (NTA)* Issued			
Total Disbursements Authorities Available	122,767,349.01	48,597,070.03	171,364,419.04
Less:			
Lapsed NCA	14,732,622.88		14,732,622.88
Disbursements	122,767,349.01	48,597,070.03	171,364,419.04
Balance of Disbursements Authorities as of to date	(14,732,622.88)		(14,732,622.88)
Total Disbursements Program	160,911,970.00	29,914,378.00	190,826,348.00
Less: * Actual Disbursements	122,767,349.01	48,597,070.03	171,364,419.04
(Over)/Under spending	38,144,620.99	(18,682,692.03)	19,461,928.96

Certified Correct:

CABALBAG, LUZVIMINDA

Agency Chief Accountant

Date: 25/Jul/2016

Approved By:

SALAZAR, JOSE VICENTE

Head of Agency or Authorized Representative

Date: 25/Jul/2016

ERC
Office of the Chairman



H-2016-011-OC-04227

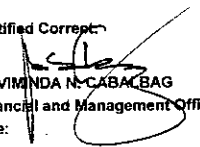
MONTHLY REPORT OF DISBURSEMENTS
For the Month of July, 2016

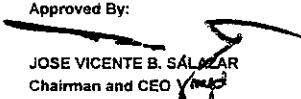
Department : Other Executive Offices
 Agency : Energy Regulatory Commission
 Operating Unit : Central Office
 Organization Code (UACS) : 26 008 0000000
 Funding Source Code (as clustered): 01 - Regular Agency Fund

PARTICULARS	CURRENT YEAR BUDGET				PRIOR YEAR'S BUDGET									SUB-TOTAL	TRUST LIABILITIES				GRAND TOTAL			
	PS	MOOE	CO	TOTAL	PRIOR YEAR'S ACCOUNTS PAYABLE				CURRENT YEAR'S ACCOUNTS PAYABLE				TOTAL		PS	MOOE	CO	TOTAL	PS	MOOE	CO	TOTAL
					PS	MOOE	CO	Sub-Total	PS	MOOE	CO	Sub-Total										
1	2	3	5	6=(2+3+4+5)	7	8	10	11=(7+8+9+10)	12	13	15	16=(12+13+14+15)	17=(11+16)	18=(6+17)	19	20	21	22=(19+20+21)	23	24	25	27=(23+24+25+26)
Notice of Cash Allocation (NCA)	6,323,418.32	12,130,488.58	792,596.07	19,246,502.97	-	-	-	-	-	994,124.38	-	994,124.38	994,124.38	20,240,627.35	-	-	-	-	6,323,418.32	13,124,612.96	792,596.07	20,240,627.35
MDS Checks issued	3,625,567.89	5,241,421.65	-	8,866,989.54	-	-	-	-	-	-	-	-	-	8,866,989.54	-	-	-	-	3,625,567.89	5,241,421.65	-	8,866,989.54
Advice to Debit Account	2,697,850.43	6,889,066.93	792,596.07	10,379,513.43	-	-	-	-	-	994,124.38	-	994,124.38	994,124.38	11,373,637.81	-	-	-	-	2,697,850.43	7,883,191.31	792,596.07	11,373,637.81
Working Fund (NCA issued to BTr)	-	-	-	-	-	-	-	-	-	-	-	-	-	-	-	-	-	-	-	-	-	-
Tax Remittance Advices Issued (TRA)	1,534,196.10	431,938.51	44,863.93	2,010,998.54	-	-	-	-	-	50,774.51	-	50,774.51	50,774.51	2,061,773.05	-	-	-	-	1,534,196.10	482,713.02	44,863.93	2,061,773.05
Cash Disbursement Ceiling (CDC)	-	-	-	-	-	-	-	-	-	-	-	-	-	-	-	-	-	-	-	-	-	-
Non-Cash Availment Authority (NCAA)	-	-	-	-	-	-	-	-	-	-	-	-	-	-	-	-	-	-	-	-	-	-
Others (CDT, BTr Docs Stamp, etc.)	-	-	-	-	-	-	-	-	-	-	-	-	-	-	-	-	-	-	-	-	-	-
TOTAL	7,857,614.42	12,582,427.09	837,460.00	21,257,501.51	-	-	-	-	-	1,044,898.89	-	1,044,898.89	1,044,898.89	22,302,400.40	-	-	-	-	7,857,614.42	13,607,325.99	837,460.00	22,302,400.40

SUMMARY:

	Balance as of June 30, 2016	July 2016	As of July 31, 2016
Total Disbursement Authorities Received			
NCA	158,595,351.62	20,240,627.35	178,835,978.97
Working Fund			
TRA	12,769,067.42	2,061,773.05	14,830,840.47
Less: Notice of Transfer Allocations (NTA)* issued			
Total Disbursements Authorities Available	171,364,419.04	22,302,400.40	193,666,819.44
Less: Lapsed NCA	19,461,928.96	-	19,461,928.96
Disbursements	171,364,419.04	22,302,400.40	193,666,819.44
Balance of Disbursements Authorities as of to date	(19,461,928.96)	-	(19,461,928.96)
Total Disbursements Program	190,826,348.00	43,099,427.00	233,925,775.00
Less: Actual Disbursements	171,364,419.04	22,302,400.40	193,666,819.44
(Over)/Under Spending	19,461,928.96	20,797,026.60	40,258,955.56

Certified Correct:

 LUZVIMINDA N. CABALBAG
 Financial and Management Officer II
 Date: _____

Approved By:

 JOSE VICENTE B. SALAZAR
 Chairman and CEO
 Date: _____

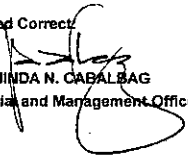
MONTHLY REPORT OF DISBURSEMENTS
For the Month of August, 2016

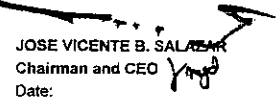
Department : Other Executive Offices
 Agency : Energy Regulatory Commission
 Operating Unit : Central Office
 Organization Code (UACS) : 26 008 0000000
 Funding Source Code (as clustered): 01 - Regular Agency Fund

PARTICULARS	CURRENT YEAR BUDGET				PRIOR YEAR'S BUDGET										SUB-TOTAL	TRUST LIABILITIES				GRAND TOTAL			
	PS	MOOE	CO	TOTAL	PRIOR YEAR'S ACCOUNTS PAYABLE				CURRENT YEAR'S ACCOUNTS PAYABLE				TOTAL	PS		MOOE	CO	TOTAL	PS	MOOE	CO	TOTAL	
					PS	MOOE	CO	Sub-Total	PS	MOOE	CO	Sub-Total											
1	2	3	5	6=(2+3+4+5)	7	8	10	11=(7+8+9+10)	12	13	15	16=(12+13+14+15)	17=(11+16)	18=(6+17)	19	20	21	22=(19+20+21)	23	24	26	27=(23+24+25+26)	
Notice of Cash Allocation (NCA)	6,568,609.04	16,623,869.89	5,744,215.92	28,936,694.65	-	-	8,281,250.00	8,281,250.00	-	2,022,064.84	-	2,022,064.84	10,303,314.84	39,240,009.49	-	-	-	-	6,568,609.04	18,645,934.53	14,025,465.92	39,240,009.49	
MDS Checks Issued	4,683,609.43	9,000,543.55	5,620,035.20	19,304,188.18	-	-	-	-	-	229,687.50	-	229,687.50	229,687.50	19,533,875.68	-	-	-	-	4,683,609.43	9,230,231.05	5,620,035.20	19,533,875.68	
Advice to Debit Account	1,884,999.61	7,623,328.14	124,180.72	9,632,506.47	-	-	8,281,250.00	8,281,250.00	-	1,792,377.34	-	1,792,377.34	10,073,627.34	19,706,133.81	-	-	-	-	1,884,999.61	9,415,703.48	8,405,430.72	19,706,133.81	
Working Fund (NCA issued to BTR)																							
Tax Remittance Advices Issued (TRA)	1,573,078.59	240,346.47	5,480.00	1,818,905.06	-	-	-	-	-	161,363.29	-	161,363.29	161,363.29	1,980,268.35	-	-	-	-	1,573,078.59	401,709.76	5,480.00	1,980,268.35	
Cash Disbursement Ceiling (CDC)																							
Non-Cash Availment Authority (NCAA)																							
Others (CDT, BTR Docs Stamp, etc.)																							
TOTAL	8,141,687.63	16,864,216.16	5,749,695.92	30,755,599.71	-	-	8,281,250.00	8,281,250.00	-	2,183,428.13	-	2,183,428.13	10,464,678.13	41,220,277.84	-	-	-	-	8,141,687.63	19,047,644.29	14,030,945.92	41,220,277.84	

SUMMARY:

	Balance as of July 31, 2016	August 2016	As of August 31, 2016
Total Disbursement Authorities Received			
NCA	178,835,978.97	39,240,009.49	218,075,988.46
Working Fund			
TRA	14,830,840.47	1,980,268.35	16,811,108.82
Less: Notice of Transfer Allocations (NTA)* issued			
Total Disbursements Authorities Available	193,666,819.44	41,220,277.84	234,887,097.28
Less: Lapsed NCA	19,461,928.96	-	19,461,928.96
Disbursements	193,666,819.44	41,220,277.84	234,887,097.28
Balance of Disbursements Authorities as of to date	(19,461,928.96)	-	(19,461,928.96)
Total Disbursements Program	233,925,775.00	55,189,427.00	289,115,202.00
Less: Actual Disbursements	193,666,819.44	41,220,277.84	234,887,097.28
(Over)/Under Spending	40,258,955.56	13,969,149.16	54,228,104.72

Certified Correct

LUZVIMINDA N. CABALBAG
 Financial and Management Officer II
 Date:

Approved By:

JOSE VICENTE B. SALAZAR
 Chairman and CEO
 Date:

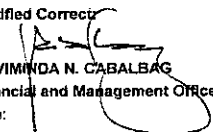
MONTHLY REPORT OF DISBURSEMENTS
For the Month of September, 2016


Department : Other Executive Offices
 Agency : Energy Regulatory Commission
 Operating Unit : Central Office
 Organization Code (UACS) : 26 008 0000000
 Funding Source Code (as clustered): 01 - Regular Agency Fund

PARTICULARS	CURRENT YEAR BUDGET				PRIOR YEAR'S BUDGET								SUB-TOTAL	TRUST LIABILITIES				GRAND TOTAL				
	PS	MOOE	CO	TOTAL	PRIOR YEAR'S ACCOUNTS PAYABLE				CURRENT YEAR'S ACCOUNTS PAYABLE					TOTAL	PS	MOOE	CO	TOTAL	PS	MOOE	CO	TOTAL
					PS	MOOE	CO	Sub-Total	PS	MOOE	CO	Sub-Total										
1	2	3	5	6=(2+3+4+5)	7	8	10	11=(7+8+9+10)	12	13	15	16=(12+13+14+15)	17=(11+16)	18=(6+17)	19	20	21	22=(19+20+21)	23	24	26	27=(23+24+25+26)
Notice of Cash Allocation (NCA)	17,944,815.45	13,820,798.08	7,749,833.86	39,515,447.39	-	20,000.00	-	20,000.00	-	4,674,784.16	6,624.00	4,681,408.16	4,701,408.16	44,216,855.55	-	89,500.00	-	89,500.00	17,944,815.45	18,605,082.24	7,756,457.86	44,306,355.55
NDS Checks Issued	14,995,859.39	5,468,482.35	-	20,464,341.74	-	-	-	-	-	2,628,571.43	-	2,628,571.43	2,628,571.43	23,082,913.17	-	89,500.00	-	89,500.00	14,995,859.39	8,176,553.78	-	23,172,413.17
Advice to Debit Account	2,948,958.06	8,362,315.73	7,749,833.86	19,051,105.65	-	20,000.00	-	20,000.00	-	2,046,212.73	6,624.00	2,052,836.73	2,072,836.73	21,133,942.38	-	-	-	-	2,948,958.06	10,428,528.48	7,756,457.86	21,133,942.38
Working Fund (NCA Issued to BTr)																						
Tax Remittance Advices Issued (TRA)	1,610,375.40	655,754.80	457,412.90	2,723,543.10	-	2,222.22	-	2,222.22	-	702,464.76	276.00	702,740.76	704,962.98	3,428,506.08	-	-	-	-	1,610,375.40	1,360,441.78	457,688.90	3,428,506.08
Cash Disbursement Colling (CDC)																						
Non-Cash Availment Authority (NCAA)																						
Others (COT, BTr Docs Stamp, etc.)																						
TOTAL	19,555,190.85	14,476,552.88	8,207,246.76	42,238,990.49	-	22,222.22	-	22,222.22	-	5,377,248.92	6,900.00	5,384,148.92	5,406,371.14	47,645,361.63	-	89,500.00	-	89,500.00	19,555,190.85	19,965,524.02	8,214,146.76	47,734,861.63

SUMMARY:

	Balance as of August 31, 2016	Sept. 2016	As of Sept. 30, 2016
Total Disbursement Authorities Received			
NCA	218,075,988.46	44,306,355.55	262,382,344.01
Working Fund			
TRA	16,811,108.82	3,428,506.08	20,239,614.90
Less: Notice of Transfer Allocations (NTA) issued			
Total Disbursements Authorities Available	234,887,097.28	47,734,861.63	282,621,958.91
Less: Lapsed NCA	19,461,928.96	-	19,461,928.96
Disbursements	234,887,097.28	47,734,861.63	282,621,958.91
Balance of Disbursements Authorities as of to date	(19,461,928.96)	-	(19,461,928.96)
Total Disbursements Program	289,115,202.00	42,189,928.00	331,305,130.00
Less: Actual Disbursements	234,887,097.28	47,734,861.63	282,621,958.91
(Over)/Under Spending	54,228,104.72	(5,544,933.63)	48,683,171.09

Certified Correct

 LUZVIMINDA N. CABALBAG
 Financial and Management Officer II
 Date:

Approved By:

 JOSE VICENTE B. SALAZAR
 Chairman and CEO
 Date:

MONTHLY REPORT OF DISBURSEMENTS
For the Month of October, 2016

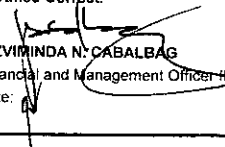
Department : Other Executive Offices
 Agency : Energy Regulatory Commission
 Operating Unit : Central Office
 Organization Code (UACS) : 26 008 0000000
 Funding Source Code (as clustered): 01 - Regular Agency Fund

PARTICULARS	CURRENT YEAR BUDGET				PRIOR YEAR'S BUDGET										SUB-TOTAL	TRUST LIABILITIES				GRAND TOTAL			
	PS	MOOE	CO	TOTAL	PRIOR YEAR'S ACCOUNTS PAYABLE				CURRENT YEAR'S ACCOUNTS PAYABLE				TOTAL	PS		MOOE	CO	TOTAL	PS	MOOE	CO	TOTAL	
					PS	MOOE	CO	Sub-Total	PS	MOOE	CO	Sub-Total											
1	2	3	5	6=(2+3+4+5)	7	8	10	11=(7+8+9+10)	12	13	15	16=(12+13+14+15)	17=(11+16)	18=(6+17)	19	20	21	22=(19+20+21)	23	24	26	27=(23+24+25+26)	
Notice of Cash Allocation (NCA)	11,564,816.62	4,870,969.48	70,360.16	16,506,146.26	-	-	-	-	-	2,844,940.77	-	2,844,940.77	2,844,940.77	19,351,087.03	-	-	-	-	11,564,816.62	7,715,910.25	70,360.16	19,351,087.03	
MDS Checks Issued	8,542,754.08	1,386,427.21	70,360.16	9,999,541.45	-	-	-	-	-	852,307.11	-	852,307.11	852,307.11	10,851,848.56	-	-	-	-	8,542,754.08	2,238,734.32	70,360.16	10,851,848.56	
Advice to Debit Account	3,022,062.54	3,464,542.27	-	6,506,604.81	-	-	-	-	-	1,992,633.66	-	1,992,633.66	1,992,633.66	8,499,238.47	-	-	-	-	3,022,062.54	5,477,175.93	-	8,499,238.47	
Working Fund (NCA Issued to BTr)																							
Tax Remittance Advices Issued (TRA)	1,723,511.74	738,981.02	-	2,462,492.76	-	-	-	-	-	482,767.27	-	482,767.27	482,767.27	2,945,260.03	-	-	-	-	1,723,511.74	1,221,748.29	-	2,945,260.03	
Cash Disbursement Ceiling (CDC)																							
Non-Cash Availment Authority (NCAA)																							
Others (CDT, BTr Docs Stamp, etc.)																							
TOTAL	13,288,328.36	5,609,950.50	70,360.16	18,968,639.02	-	-	-	-	-	3,327,708.04	-	3,327,708.04	3,327,708.04	22,296,347.06	-	-	-	-	13,288,328.36	8,937,658.54	70,360.16	22,296,347.06	



SUMMARY:

	Balance as of Sept.30, 2016	October 2016	As of Oct.31, 2016
Total Disbursement Authorities Received			
NCA	262,382,344.01	19,351,087.03	281,733,431.04
Working Fund			
TRA	20,239,614.90	2,945,260.03	23,184,874.93
Less: Notice of Transfer Allocations (NTA)* issued			
Total Disbursements Authorities Available	282,621,958.91	22,296,347.06	304,918,305.97
Less: Lapsed NCA	19,461,928.96	-	19,461,928.96
Disbursements	282,621,958.91	22,296,347.06	304,918,305.97
Balance of Disbursements Authorities as of to date	(19,461,928.96)	-	(19,461,928.96)
Total Disbursements Program	331,305,130.00	64,663,629.00	395,968,759.00
Less: Actual Disbursements	282,621,958.91	22,296,347.06	304,918,305.97
(Over)/Under Spending	48,683,171.09	42,367,281.94	91,050,453.03

Certified Correct:

LUZVIRINDA N. CABALBAG
Financial and Management Officer II
Date: 

Approved By:


GERONIMO D. STA. ANA
Officer-In-Charge, Office of the Chairman & CEO
Date: 

MONTHLY REPORT OF DISBURSEMENTS
For the Month of November, 2016

Department : Other Executive Offices
 Agency : Energy Regulatory Commission
 Operating Unit : Central Office
 Organization Code (UACS) : 26 008 0000000
 Funding Source Code (as clustered): 01 - Regular Agency Fund

PARTICULARS	CURRENT YEAR BUDGET				PRIOR YEAR'S BUDGET								SUB-TOTAL	TRUST LIABILITIES				GRAND TOTAL				
	PS	MOOE	CO	TOTAL	PRIOR YEAR'S ACCOUNTS PAYABLE				CURRENT YEAR'S ACCOUNTS PAYABLE					TOTAL	PS	MOOE	CO	TOTAL	PS	MOOE	CO	TOTAL
					PS	MOOE	CO	Sub-Total	PS	MOOE	CO	Sub-Total										
1	2	3	5	6=(2+3+4+5)	7	8	10	11=(7+8+9+10)	12	13	15	16=(12+13+14+15)	17=(11+16)	18=(6+17)	19	20	21	22=(19+20+21)	23	24	26	27=(23+24+25+26)
Notice of Cash Allocation (NCA)	15,741,970.34	5,057,531.88	176,035.72	20,975,537.94	-	-	-	-	-	1,815,616.00	-	1,815,616.00	1,815,616.00	22,791,153.94	-	-	440,000.00	440,000.00	15,741,970.34	6,873,147.88	616,035.72	23,231,153.94
MDS Checks Issued	12,561,909.87	1,219,691.67	-	13,781,601.54	-	-	-	-	-	1,177,616.67	-	1,177,616.67	1,177,616.67	14,959,218.21	-	-	440,000.00	440,000.00	12,561,909.87	2,397,308.34	440,000.00	15,399,218.21
Advice to Debit Account	3,180,060.47	3,837,840.21	176,035.72	7,193,936.40	-	-	-	-	-	637,999.33	-	637,999.33	637,999.33	7,831,935.73	-	-	-	-	3,180,060.47	4,475,839.54	176,035.72	7,831,935.73
Working Fund (NCA issued to BTr)																						
Tax Remittance Advices Issued (TRA)	1,834,822.38	568,074.44	9,964.28	2,412,861.10	-	-	-	-	-	161,122.17	-	161,122.17	161,122.17	2,573,983.27	-	-	-	-	1,834,822.38	729,196.61	9,964.28	2,573,983.27
Cash Disbursement Ceiling (CDC)																						
Non-Cash Availment Authority (NCAA)																						
Others (CDT, BTr Docs Stamp, etc.)																						
TOTAL	17,576,792.72	5,625,606.32	186,000.00	23,388,399.04						1,976,738.17		1,976,738.17	1,976,738.17	25,365,137.21			440,000.00	440,000.00	17,576,792.72	7,602,344.49	626,000.00	25,805,137.21

SUMMARY:

	Balance as of Oct.31, 2016	November 2016	As of Nov.30, 2016
Total Disbursement Authorities Received			
NCA	281,733,431.04	23,231,153.94	304,964,584.98
Working Fund			
TRA	23,184,874.93	2,573,983.27	25,758,858.20
Less: Notice of Transfer Allocations (NTA)* issued			
Total Disbursements Authorities Available	304,918,305.97	25,805,137.21	330,723,443.18
Less: Lapsed NCA	19,461,928.96		19,461,928.96
Disbursements	304,918,305.97	25,805,137.21	330,723,443.18
Balance of Disbursements Authorities as of to date	(19,461,928.96)		(19,461,928.96)
Total Disbursements Program	395,968,759.00	63,612,999.00	459,581,758.00
Less: Actual Disbursements	304,918,305.97	25,805,137.21	330,723,443.18
(Over)/Under Spending	91,050,453.03	37,807,861.79	128,858,314.82

Certified Correct:

LUZVIMINDA N. CABALBAG
 LUZVIMINDA N. CABALBAG
 Financial and Management Officer II
 Date:

Approved By:

JOSE VICENTE B. SALAZAR
 JOSE VICENTE B. SALAZAR
 Chairman and CEO
 Date:

ERC
 Office of the Chairman



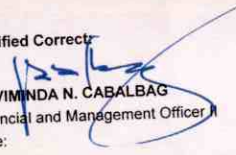
A-2017-023-OC-08177

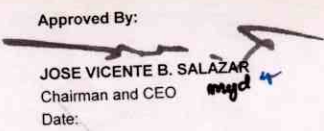
MONTHLY REPORT OF DISBURSEMENTS
For the Month of December, 2016

Department : Other Executive Offices
 Agency : Energy Regulatory Commission
 Operating Unit : Central Office
 Organization Code (UACS) : 26 008 0000000
 Funding Source Code (as clustered): 01 - Regular Agency Fund

PARTICULARS	CURRENT YEAR BUDGET				PRIOR YEAR'S BUDGET								SUB-TOTAL	TRUST LIABILITIES				GRAND TOTAL				
	PS	MOOE	CO	TOTAL	PRIOR YEAR'S ACCOUNTS PAYABLE				CURRENT YEAR'S ACCOUNTS PAYABLE					TOTAL	PS	MOOE	CO	TOTAL	PS	MOOE	CO	TOTAL
					PS	MOOE	CO	Sub-Total	PS	MOOE	CO	Sub-Total										
1	2	3	5	6=(2+3+4+5)	7	8	10	11=(7+8+9+10)	12	13	15	16=(12+13+14+15)	17=(11+16)	18=(6+17)	19	20	21	22=(19+20+21)	23	24	26	27=(23+24+25+26)
Notice of Cash Allocation (NCA)	23,603,106.07	11,787,424.02	87,426.20	35,477,956.29	9,158.65	-	-	9,158.65	-	4,501,361.33	15,616.07	4,516,977.40	4,526,136.05	40,004,092.34	-	670,000.00	-	670,000.00	23,612,264.72	16,958,785.35	103,042.27	40,674,092.34
MDS Checks Issued	19,696,298.50	3,912,748.64	-	23,609,047.14	9,158.65	-	-	9,158.65	-	2,530,184.87	-	2,530,184.87	2,539,343.52	26,148,390.66	-	670,000.00	-	670,000.00	19,705,457.15	7,112,933.51	-	26,818,390.66
Advice to Debit Account	3,906,807.57	7,874,675.38	87,426.20	11,868,909.15	-	-	-	-	-	1,971,176.46	15,616.07	1,986,792.53	1,986,792.53	13,855,701.68	-	-	-	-	3,906,807.57	9,845,851.84	103,042.27	13,855,701.68
Working Fund (NCA issued to BTr)																						
Tax Remittance Advices Issued (TRA)	2,156,813.03	635,095.70	4,968.80	2,796,877.53	-	-	-	-	-	321,711.36	883.93	322,595.29	322,595.29	3,119,472.82	-	-	-	-	2,156,813.03	956,807.06	5,852.73	3,119,472.82
Cash Disbursement Ceiling (CDC)																						
Non-Cash Availment Authority (NCAA)																						
Others (CDT, BTr Docs Stamp, etc.)																						
TOTAL	25,759,919.10	12,422,519.72	92,395.00	38,274,833.82	9,158.65	-	-	9,158.65	-	4,823,072.69	16,500.00	4,839,572.69	4,848,731.34	43,123,565.16	-	670,000.00	-	670,000.00	25,769,077.75	17,915,592.41	108,895.00	43,793,565.16

SUMMARY:	Balance as of Nov.30, 2016	December 2016	As of Dec.31, 2016
Total Disbursement Authorities Received			
NCA	304,964,584.98	40,674,092.34	345,638,677.32
Working Fund			
TRA	25,758,858.20	3,119,472.82	28,878,331.02
Less: Notice of Transfer Allocations (NTA)* issued			
Total Disbursements Authorities Available	330,723,443.18	43,793,565.16	374,517,008.34
Less: Lapsed NCA Disbursements	19,461,928.96	-	19,461,928.96
Balance of Disbursements Authorities as of to date	330,723,443.18	43,793,565.16	374,517,008.34
Total Disbursements Program	(19,461,928.96)	-	(19,461,928.96)
Less: Actual Disbursements	459,581,758.00	46,658,122.00	506,239,880.00
(Over)/Under Spending	330,723,443.18	43,793,565.16	374,517,008.34
	128,858,314.82	2,864,556.84	131,722,871.66

Certified Correct:

LUZVIMINDA N. CABALBAG
 Financial and Management Officer
 Date:

Approved By:

JOSE VICENTE B. SALAZAR
 Chairman and CEO
 Date:

ERC
 Office of the Chairman and CEO



B-2017-014-OC-00119