

Final Transition Rates Schedule

Start of Transition

January 2010 – December 2010

New Customer Classes		Residential		Low Voltage				Higher Voltage
Current Customer Class		Residential	Sale for Resale	Commercial	Industrial	Public Building	Street Lights	Industrial
Distribution Charges:								
Demand Charge	PhP/kW	-	-	-	15.8400	-	-	53.8500
Distribution System Charge	PhP/kWh	1.1740	0.3791	0.8327	0.7572	0.2987	1.4907	0.6546
Supply Charges:								
Retail Customer Charge	PhP/cust/mo	-	20.2600	28.5900	28.5900	28.5900	28.5900	28.5900
Supply System Charge	PhP/kWh	0.4070	0.1166	-	-	-	-	-
Metering Charges:								
Retail Customer Charge	PhP/meter/mo	5.0000	22.7100	27.9500	27.9500	27.9500	27.9500	27.9500
Meter System Charge	PhP/kWh	0.3272	0.0734	-	-	-	-	-
MCC	PhP/kWh	0.3439	0.3439	0.3439	0.3439	0.3439	0.3439	0.3439

End of Year 1

January 2011 – March 2011

New Customer Classes		Residential		Low Voltage				Higher Voltage
Current Customer Class		Residential	Sale for Resale	Commercial	Industrial	Public Building	Street Lights	Industrial
Distribution Charges:								
Demand Charge	PhP/kW	-	-	-	7.9200	-	-	121.9400
Distribution System Charge	PhP/kWh	0.8441	0.4467	0.6730	0.6353	0.4060	1.0020	0.9273
Supply Charges:								
Retail Customer Charge	PhP/cust/mo	-	10.1300	35.1000	35.1000	35.1000	35.1000	35.1000
Supply System Charge	PhP/kWh	0.4949	0.3497	-	-	-	-	-
Metering Charges:								
Retail Customer Charge	PhP/meter/mo	5.0000	13.8600	29.5700	29.5700	29.5700	29.5700	29.5700
Meter System Charge	PhP/kWh	0.3471	0.2201	-	-	-	-	-
MCC	PhP/kWh	0.3439	0.3439	0.3439	0.3439	0.3439	0.3439	0.3439

End of Year 1

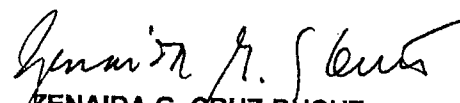
April 2011 – December 2011

New Customer Classes		Residential		Low Voltage				Higher Voltage
Current Customer Class		Residential	Sale for Resale	Commercial	Industrial	Public Building	Street Lights	Industrial
Distribution Charges:								
Demand Charge	PhP/kW	-	-	-	7.9200	-	-	121.9400
Distribution System Charge	PhP/kWh	0.8318	0.4715	0.6654	0.6264	0.4130	0.9756	0.3315
Supply Charges:								
Retail Customer Charge	PhP/cust/mo	-	10.1300	35.1000	35.1000	35.1000	35.1000	35.1000
Supply System Charge	PhP/kWh	0.4949	0.3497	-	-	-	-	-
Metering Charges:								
Retail Customer Charge	PhP/meter/mo	5.0000	13.8600	29.5700	29.5700	29.5700	29.5700	29.5700
Meter System Charge	PhP/kWh	0.3471	0.2201	-	-	-	-	-
MCC	PhP/kWh	0.3821	0.3821	0.3821	0.3821	0.3821	0.3821	0.3821

New Customer Classes		Residential		Low Voltage				Higher Voltage
Current Customer Class		Residential	Sale for Resale	Commercial	Industrial	Public Building	Street Lights	Industrial
Distribution Charges:								
Demand Charge	PhP/kW	-	-	-	-	-	-	190.0300
Distribution System Charge	PhP/kWh	0.5143	0.5143	0.5134	0.5134	0.5134	0.5134	-
Supply Charges:								
Retail Customer Charge	PhP/cust/mo	-	-	41.6100	41.6100	41.6100	41.6100	41.6100
Supply System Charge	PhP/kWh	0.5828	0.5828	-	-	-	-	-
Metering Charges:								
Retail Customer Charge	PhP/meter/mo	5.0000	5.0000	31.1900	31.1900	31.1900	31.1900	31.1900
Meter System Charge	PhP/kWh	0.3669	0.3669	-	-	-	-	-
MCC	PhP/kWh	0.3439	0.3439	0.3439	0.3439	0.3439	0.3439	0.3439


SO ORDERED.


Pasig City, October 18, 2010.



ZENAIDA G. CRUZ-DUCUT
 Chairperson


RAUF A. TAN
 Commissioner


ALEJANDRO Z. BARIN
 Commissioner


MARIA TERESA A.R. CASTAÑEDA
 Commissioner


JOSE C. REYES
 Commissioner


 RVM/RSECWR/2009-132RC/NORECO I/DECISION