

Final Transition Rates Schedule

Start of Transition January 2010 - December 2010

| New Customer Classes | | Residential | LOW VOLTAGE | | | | |
|------------------------------|--------------|-------------|-------------|------------|-----------------|---------------|--------------|
| Current Customer Class | | Residential | Commercial | Industrial | Public Building | Street Lights | Water System |
| Distribution Charges: | | | | | | | |
| Demand Charge | PhP/kW | - | - | - | - | - | - |
| Distribution System Charge | PhP/kWh | 1.1678 | 1.1280 | 1.0911 | 0.7956 | 1.2064 | 0.8216 |
| Supply Charges: | | | | | | | |
| Retail Customer Charge | PhP/cust/mo | - | 36.0600 | 36.0600 | 35.9700 | 35.1800 | 36.0700 |
| Supply System Charge | PhP/kWh | 0.7191 | - | - | - | - | - |
| Metering Charges: | | | | | | | |
| Retail Customer Charge | PhP/meter/mo | 5.0000 | 27.4700 | 24.4700 | 22.5900 | 17.7000 | 17.7000 |
| Metering System Charge | PhP/kWh | 0.3831 | - | - | - | - | - |
| MCC | PhP/kWh | 0.5324 | 0.5324 | 0.5324 | 0.5324 | 0.5324 | 0.5324 |

End of year 1 January 2011 - March 2011

| New Customer Classes | | Residential | LOW VOLTAGE | | | | |
|------------------------------|--------------|-------------|-------------|------------|-----------------|---------------|--------------|
| Current Customer Class | | Residential | Commercial | Industrial | Public Building | Street Lights | Water System |
| Distribution Charges: | | | | | | | |
| Demand Charge | PhP/kW | - | - | - | - | - | - |
| Distribution System Charge | PhP/kWh | 1.1118 | 1.1428 | 1.1244 | 0.9767 | 1.1821 | 0.9896 |
| Supply Charges: | | | | | | | |
| Retail Customer Charge | PhP/cust/mo | - | 39.4400 | 39.4400 | 39.4000 | 39.0000 | 39.4400 |
| Supply System Charge | PhP/kWh | 0.8737 | - | - | - | - | - |
| Metering Charges: | | | | | | | |
| Retail Customer Charge | PhP/meter/mo | 5.0000 | 28.2900 | 28.2900 | 25.8500 | 23.4100 | 53.4100 |
| Metering System Charge | PhP/kWh | 0.4811 | - | - | - | - | - |
| MCC | PhP/kWh | 0.5324 | 0.5324 | 0.5324 | 0.5324 | 0.5324 | 0.5324 |

End of year 1 April 2011 - December 2011


| New Customer Classes | | Residential | LOW VOLTAGE | | | | |
|------------------------------|--------------|-------------|-------------|------------|-----------------|---------------|--------------|
| Current Customer Class | | Residential | Commercial | Industrial | Public Building | Street Lights | Water System |
| Distribution Charges: | | | | | | | |
| Demand Charge | PhP/kW | - | - | - | - | - | - |
| Distribution System Charge | PhP/kWh | 1.1475 | 1.1602 | 1.1423 | 1.0111 | 1.1988 | 1.0793 |
| Supply Charges: | | | | | | | |
| Retail Customer Charge | PhP/cust/mo | - | 39.4400 | 39.4400 | 39.4000 | 39.0000 | 39.4400 |
| Supply System Charge | PhP/kWh | 0.8737 | - | - | - | - | - |
| Metering Charges: | | | | | | | |
| Retail Customer Charge | PhP/meter/mo | 5.0000 | 28.2900 | 28.2900 | 25.8500 | 23.4100 | 53.4100 |
| Metering System Charge | PhP/kWh | 0.4811 | - | - | - | - | - |
| MCC | PhP/kWh | 0.5916 | 0.5916 | 0.5916 | 0.5916 | 0.5916 | 0.5916 |

End of Transition January 2012 - December 2012

| New Customer Classes | | Residential | LOW VOLTAGE | | | | |
|------------------------------|--------------|-------------|-------------|------------|-----------------|---------------|--------------|
| Current Customer Class | | Residential | Commercial | Industrial | Public Building | Street Lights | Water System |
| Distribution Charges: | | | | | | | |
| Demand Charge | PhP/kW | - | - | - | - | - | - |
| Distribution System Charge | PhP/kWh | 1.0557 | 1.1577 | 1.1577 | 1.1577 | 1.1577 | 1.1577 |
| Supply Charges: | | | | | | | |
| Retail Customer Charge | PhP/cust/mo | - | 42.8200 | 42.8200 | 42.8200 | 42.8200 | 42.8200 |
| Supply System Charge | PhP/kWh | 1.0282 | - | - | - | - | - |
| Metering Charges: | | | | | | | |
| Retail Customer Charge | PhP/meter/mo | 5.0000 | 29.1200 | 29.1200 | 29.1200 | 29.1200 | 29.1200 |
| Metering System Charge | PhP/kWh | 0.5792 | - | - | - | - | - |
| MCC | PhP/kWh | 0.5324 | 0.5324 | 0.5324 | 0.5324 | 0.5324 | 0.5324 |

SO ORDERED.


Pasig City, September 27, 2010.

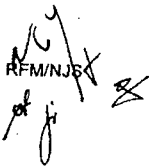

ZENAIDA G. CRUZ - DUCUT
 Chairperson


RAUF A. TAN
 Commissioner


ALEJANDRO Z. BARIN
 Commissioner

(On Leave)
MARIA TERESA A.R. CASTAÑEDA
 Commissioner


JOSE C. REYES
 Commissioner


 RFM/NJS
 28