

## STATEMENT OF ALLOTMENT, OBLIGATIONS AND BALANCES (SAOB)

as of MARCH 31, 2016


Agency : ENERGY REGULATORY COMMISSION

Fund: 101


P/A/P / Allotment Class (1)	UACS Code	Allotment Received (2)	Obligations Incurred		Unobligated Balance of Allotment (5)=(2)-(4)	Remarks (6)
			This Report (3)	To Date (4)		
<b>CURRENT YEAR'S ALLOTMENT:</b>						
<b>PERSONNEL SERVICES:</b>						
Basic Pay - Civilian	5010101001	85,392,000.00	8,903,189.21	33,655,263.65	51,736,736.35	
- Step Increment	5010499010	221,000.00	-	-	221,000.00	
Other Compensation						
P E R A	5010201000	2,568,000.00	436,727.28	1,649,330.03	918,669.97	
Representation Allowance (RA)	5010202000	2,406,000.00	238,000.00	817,772.72	1,588,227.28	
Transportation Allowance (TA)	5010203000	2,406,000.00	161,000.00	584,772.72	1,821,227.28	
Clothing/Uniform Allowance	5010204001	1,070,000.00	25,000.00	1,025,000.00	45,000.00	
Year-End Bonus	5010214001	7,117,000.00	-	-	7,117,000.00	
Cash Gift	5010215001	1,070,000.00	-	-	1,070,000.00	
Life & Retirement Ins. Premiums	50103010	10,247,000.00	1,968,176.44	3,006,903.22	7,240,096.78	
PAG-IBIG Contributions	50103020	256,000.00	20,900.00	63,300.00	192,700.00	
Health Insurance Premiums	50103030	818,000.00	63,787.50	189,200.00	628,800.00	
Employees Compensation Ins. Prem.	50103040	255,000.00	42,689.32	65,783.98	189,216.02	
Terminal Leave Benefits	50104030	-	-	63,999.07	(63,999.07)	
Other Personnel Benefits - PEI	50104990	1,070,000.00	-	-	1,070,000.00	
Other Personnel Benefits - Others	50104990	-	78,720.23	218,359.88	(218,359.88)	
Subtotal, PS		114,896,000.00	11,938,189.98	41,339,685.27	73,556,314.73	
<b>Pension &amp; Gratuity Fund (PGF)</b>						
Pension Benefits - Civilian	50104010	6,651,381.00	-	6,651,381.00	-	
Retirement Benefits	50104020	-	-	-	-	
Terminal Leave Benefits	50104030	599,131.00	599,130.49	599,130.49	0.51	
Subtotal, PGF		7,250,512.00	599,130.49	7,250,511.49	0.51	
Total PS & PGF		122,146,512.00	12,537,320.47	48,590,196.76	73,556,315.24	

P/A/P / Allotment Class (1)	UACS Code	Allotment Received (2)	Obligations Incurred		Unobligated Balance of Allotment (5)=(2)-(4)	Remarks (6)
			This Report (3)	To Date (4)		
<b>MAINTENANCE &amp; OTHER OPERATING EXPENSES (MOOE) :</b>						
Travelling Expenses	50201010	17,209,000.00	1,292,942.49	1,899,908.92	15,309,091.08	
Training & Scholarship Expenses	50202000	12,507,000.00	639,984.65	1,276,261.73	11,230,738.27	
ICT Training Expenses	50202020	377,000.00	3,600.00	3,600.00	373,400.00	
Office Supplies Expense	50203010	33,323,000.00	238,533.03	599,701.47	32,723,298.53	
Gas, Oil & Lubricants	50203090	1,800,000.00	86,119.26	183,961.67	1,616,038.33	
Water	50204010	900,000.00	84,350.23	150,646.28	749,353.72	
Electricity	50204020	6,361,000.00	492,658.79	987,911.73	5,373,088.27	
Postage and Deliveries	50205010	486,000.00	3,134.00	77,922.60	408,077.40	
Telephone - Landline	5020502001	968,000.00	91,991.30	263,004.39	704,995.61	
Telephone - Mobile	5020502002	968,000.00	313,600.00	325,600.00	642,400.00	
Internet	50205030	3,976,000.00	64,360.00	554,642.00	3,421,358.00	
Confidential Expenses		15,000,000.00	-	15,000,000.00	-	
Extraordinary Expenses	50211030	2,016,000.00	243,599.46	564,845.34	1,451,154.66	
Auditing Services	50211020	500,000.00	10,910.08	63,720.70	436,279.30	
Professional/Consultancy Services	50211030	71,932,000.00	-	-	71,932,000.00	
Other Professional Services	50211990	5,445,000.00	911,760.91	5,084,247.02	360,752.98	
Janitorial Services	50212020	2,238,000.00	265,168.85	265,168.85	1,972,831.15	
Security Services	50212030	6,422,000.00	129,989.89	129,989.89	6,292,010.11	
ICT General Services	5029999001	900,000.00	75,000.00	150,000.00	750,000.00	
Office Equipment Maintenance	5021305002	200,000.00	2,400.00	33,856.00	166,144.00	
ICT Equipment Maintenance	5021305003	400,000.00	-	-	400,000.00	
Tech. & Scientific Eqpt. Maint.	5021305014	400,000.00	-	-	400,000.00	
Motor Vehicle Maintenance	50213060	963,000.00	53,466.05	93,550.75	869,449.25	
Furniture and Fixtures Maint.	50213070	221,000.00	22,000.00	119,620.80	101,379.20	
Taxes, Duties and Licenses	50215010	400,000.00	2,060.00	6,455.23	393,544.77	
Fidelity Bonds Premiums	50215020	300,000.00	-	142,650.00	157,350.00	
Insurance Expense	50215030	350,000.00	-	77,577.26	272,422.74	
Advertising Expenses	50299010	3,193,000.00	-	20,160.00	3,172,840.00	
Printing and Binding Expenses	50299020	309,000.00	-	18,225.00	290,775.00	
Rent Expense - Buildings	5029905001	20,779,000.00	450,000.00	20,154,113.76	624,886.24	
- Equipments	5029905004	750,000.00	50,126.80	50,126.80	699,873.20	
Subscription Expenses	5029907000	499,000.00	870.00	164,691.30	334,308.70	
ICT Subscription Expenses	5029999001	629,000.00	-	-	629,000.00	
<b>Total MOOE</b>		<b>212,721,000.00</b>	<b>5,528,625.79</b>	<b>48,462,159.49</b>	<b>164,258,840.51</b>	
<b>CAPITAL OUTLAY (CO) :</b>						
Building & Other Structures	5060404001	120,508,000.00	-	-	120,508,000.00	
Furnitures & Fixtures	5060407001	3,000,000.00	466,793.92	2,987,916.67	12,083.33	
Machinery & Equipment Outlay	5060405000	25,039,000.00	-	-	25,039,000.00	
<b>Total CO</b>		<b>148,547,000.00</b>	<b>466,793.92</b>	<b>2,987,916.67</b>	<b>145,559,083.33</b>	
<b>GRAND TOTAL</b>		<b>483,414,512.00</b>	<b>18,532,740.18</b>	<b>100,040,272.92</b>	<b>383,374,239.08</b>	


Prepared by:

  
**CATHERINE P. YSON**  
 Budget Officer II  
 Date:

Reviewed by:

  
**MYLA N. CASAS**  
 Budget Officer III  
 Date:

Certified Correct:

  
**LUZVIMINDA N. CABALBAG**  
 Financial & Management Officer II  
 Date: