

STATEMENT OF ALLOTMENT, OBLIGATIONS AND BALANCES (SAOB)

as of DECEMBER 31, 2016


Agency : ENERGY REGULATORY COMMISSION

Fund: 101

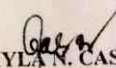
P/A/P / Allotment Class (1)	UACS Code	Allotment Received (2)	Obligations Incurred		Unobligated Balance of Allotment (5)=(2)-(4)	Remarks (6)
			This Report (3)	To Date (4)		
CURRENT YEAR'S ALLOTMENT:						
PERSONNEL SERVICES:						
Basic Pay - Civilian	5010101001	81,679,103.78	-	81,679,103.78	-	
- Step Increment	5010499010	96,734.09	-	96,734.09	-	
Other Compensation						
PERA	5010201000	2,568,000.00	-	2,567,304.31	695.69	
Representation Allowance (RA)	5010202000	2,406,000.00	7,000.00	2,386,613.63	19,386.37	
Transportation Allowance (TA)	5010203000	1,747,333.02	4,931.82	1,740,272.73	7,060.29	
Clothing/Uniform Allowance	5010204001	1,070,000.00	-	1,070,000.00	-	
Year-End Bonus	5010214001	7,117,000.00	-	7,117,000.00	-	
Cash Gift	5010215001	1,070,000.00	-	1,070,000.00	-	
Life & Retirement Ins. Premiums	50103010	12,949,010.00	1,077,693.82	12,272,806.62	676,203.38	
PAG-IBIG Contributions	50103020	216,100.00	-	216,100.00	-	
Health Insurance Premiums	50103030	785,550.68	-	715,775.00	69,775.68	
Employees Compensation Ins. Prem.	50103040	255,000.00	13,261.59	255,000.00	-	
Terminal Leave Benefits	50104030	209,318.85	-	209,318.85	-	
Other Personnel Benefits - PEI	50104990	1,070,000.00	-	-	1,070,000.00	
Other Personnel Benefits - C NA	50104990	6,125,000.00	5,725,000.00	5,725,000.00	400,000.00	
Other Personnel Benefits - Others	50104990	4,358,859.58	-	4,358,859.58	-	
Subtotal, PS		123,723,010.00	6,827,887.23	121,479,888.59	2,243,121.41	
Misc. Personnel Benefit Fund (MPBF)						
Basic Salary - Civilian	5010101001	32,226,986.00	7,413,924.95	31,298,603.01	928,382.99	
Other Personnel Benefits & Allowances	5010201000	6,000,000.00	1,432,523.09	5,977,977.64	22,022.36	
Other Personnel Benefits - PBB	5010299014	2,215,200.00	-	2,214,700.00	500.00	
Subtotal, MPBF		40,442,186.00	8,846,448.04	39,491,280.65	950,905.35	
Pension & Gratuity Fund (PGF)						
Pension Benefits - Civilian	50104010	30,095,326.00	-	30,014,119.00	81,207.00	
Retirement Benefits	50104020	-	-	-	-	
Terminal Leave Benefits	50104030	803,382.00	-	803,380.68	1.32	
Subtotal, PGF		30,898,708.00	-	30,817,499.68	81,208.32	
Total PS, MPBF & PGF		195,063,904.00	15,674,335.27	191,788,668.92	3,275,235.08	

P/A/P / Allotment Class (1)	UACS Code	Allotment Received (2)	Obligations Incurred		Unobligated Balance of Allotment (5)=(2)-(4)	Remarks (6)
			This Report (3)	To Date (4)		
MAINTENANCE & OTHER OPERATING EXPENSES (MOOE) :						
Travelling Expenses	50201010	19,005,968.55	2,074,872.68	19,005,968.55	-	
Training & Scholarship Expenses	50202000	11,983,166.03	538,140.40	9,528,313.92	2,454,852.11	
ICT Training Expenses	50202020	377,000.00	-	226,600.00	150,400.00	
Office Supplies Expense	50203010	27,279,129.44	985,306.41	24,219,985.19	3,059,144.25	
Gas, Oil & Lubricants	50203090	1,800,000.00	200,332.23	979,194.99	820,805.01	
Water	50204010	845,427.17	139,591.86	845,427.17	-	
Electricity	50204020	5,587,474.84	517,169.06	5,587,474.84	-	
Postage and Deliveries	50205010	486,000.00	29,649.20	486,000.00	-	
Telephone - Landline	5020502001	968,000.00	-	968,000.00	-	
Telephone - Mobile	5020502002	968,000.00	-	968,000.00	-	
Internet	50205030	3,426,000.00	252,823.87	2,674,736.21	751,263.79	
Confidential Expenses	50210010	15,000,000.00	-	15,000,000.00	-	
Extraordinary Expenses	50210030	2,136,381.43	294,200.00	2,136,381.43	-	
Auditing Services	50211020	500,000.00	107,655.64	389,423.24	110,576.76	
Professional/Consultancy Services	50211990	80,351,807.35	5,555,120.38	13,419,807.35	66,932,000.00	
Janitorial Services	50212020	1,444,961.03	263,458.16	1,444,961.03	-	
Security Services	50212030	5,051,629.17	1,251,613.48	5,051,629.17	-	
ICT General Services	5029999001	746,590.00	118,636.00	746,590.00	-	
Office Equipment Maintenance	5021305002	205,875.81	5,875.81	205,875.81	-	
ICT Equipment Maintenance	5021305003	400,000.00	36,782.48	400,000.00	-	
Tech. & Scientific Eqpt. Maint.	5021305014	400,000.00	-	400,000.00	-	
Motor Vehicle Maintenance	50213060	772,248.16	230,933.80	772,248.16	-	
Furniture and Fixtures Maint.	50213070	221,000.00	36,101.71	221,000.00	-	
Taxes, Duties and Licenses	50215010	76,947.45	4,264.00	37,388.59	39,558.86	
Fidelity Bonds Premiums	50215020	173,775.00	-	173,775.00	-	
Insurance Expense	50215030	350,000.00	-	244,524.22	105,475.78	
Advertising Expenses	50299010	1,419,799.22	77,061.60	806,235.20	613,564.02	
Printing and Binding Expenses	50299020	179,713.72	5,422.00	41,871.00	137,842.72	
Rent Expense - Buildings	5029905001	22,464,022.74	20,160.00	22,464,022.74	-	
- Equipments	5029905004	833,028.77	121,369.23	833,028.77	-	
Subscription Expenses	5029907000	513,054.12	48,212.40	513,054.12	-	
ICT Subscription Expenses	5029999001	629,000.00	-	629,000.00	-	
Total MOOE		206,596,000.00	12,914,752.40	131,420,516.70	75,175,483.30	
CAPITAL OUTLAY (CO) :						
Building & Other Structures	5060404001	120,508,000.00	-	-	120,508,000.00	
Furnitures & Fixtures	5060407001	3,000,000.00	-	2,393,552.29	606,447.71	
Machinery & Equipment Outlay	5060405000	25,039,000.00	2,392,951.00	18,668,649.28	6,370,350.72	
Total CO		148,547,000.00	2,392,951.00	21,062,201.57	127,484,798.43	
GRANDTOTAL		550,206,904.00	30,982,038.67	344,271,387.19	205,935,516.81	


Prepared by:


CATHERINE P. YSON
 Budget Officer II
 Date:

Reviewed by:


MYLA N. CASAS
 Budget Officer III
 Date:

Certified Correct:


LUZVIMINDA N. CABALBAG
 Financial & Management Officer II
 Date: