

Final Transition Rates Schedule

Start of Transition January 2010

New Customer Classes		LOW VOLTAGE					HIGHER VOLTAGE			
Current Customer Class		Residential	Small Commercial	Industrial	Public Building	Street Lights	Small Commercial	Large Commercial	Industrial	Public Building
Distribution Charges:										
Demand Charge	PhP/kW	-	-	-	-	-	167.5600	167.5600	167.5600	167.5600
Distribution System Charge	PhP/kWh	0.4613	0.4441	0.4441	0.4441	0.4441	-	-	-	-
Supply Charges:										
Retail Customer Charge	PhP/cust/mo	-	46.6000	46.6000	46.6000	46.6000	46.6000	46.6000	46.6000	46.6000
Supply System Charge	PhP/kWh	0.5376	-	-	-	-	-	-	-	-
Metering Charges:										
Retail Customer Charge	PhP/meter/mo	5.0000	32.7800	32.7800	32.7800	32.7800	32.7800	32.7800	32.7800	32.7800
Metering System Charge	PhP/kWh	0.3205	-	-	-	-	-	-	-	-
MC	PhP/kWh	0.2178	0.2178	0.2178	0.2178	0.2178	0.2178	0.2178	0.2178	0.2178

End of year 1 January 2011


New Customer Classes		LOW VOLTAGE					HIGHER VOLTAGE			
Current Customer Class		Residential	Small Commercial	Industrial	Public Building	Street Lights	Small Commercial	Large Commercial	Industrial	Public Building
Distribution Charges:										
Demand Charge	PhP/kW	-	-	-	-	-	167.5600	167.5600	167.5600	167.5600
Distribution System Charge	PhP/kWh	0.4613	0.4441	0.4441	0.4441	0.4441	-	-	-	-
Supply Charges:										
Retail Customer Charge	PhP/cust/mo	-	46.6000	46.6000	46.6000	46.6000	46.6000	46.6000	46.6000	46.6000
Supply System Charge	PhP/kWh	0.5376	-	-	-	-	-	-	-	-
Metering Charges:										
Retail Customer Charge	PhP/meter/mo	5.0000	32.7800	32.7800	32.7800	32.7800	32.7800	32.7800	32.7800	32.7800
Metering System Charge	PhP/kWh	0.3205	-	-	-	-	-	-	-	-
MC	PhP/kWh	0.2178	0.2178	0.2178	0.2178	0.2178	0.2178	0.2178	0.2178	0.2178

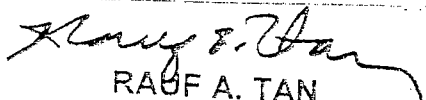
End of Transition January 2012

New Customer Classes		LOW VOLTAGE					HIGHER VOLTAGE			
Current Customer Class		Residential	Small Commercial	Industrial	Public Building	Street Lights	Small Commercial	Large Commercial	Industrial	Public Building
Distribution Charges:										
Demand Charge	PhP/kW	-	-	-	-	-	-	-	-	-
Distribution System Charge	PhP/kWh	0.4613	0.4441	0.4441	0.4441	0.4441	167.5600	167.5600	167.5600	167.5600
Supply Charges:										
Retail Customer Charge	PhP/cust/mo	-	46.6000	46.6000	46.6000	46.6000	46.6000	46.6000	46.6000	46.6000
Supply System Charge	PhP/kWh	0.5376	-	-	-	-	-	-	-	-
Metering Charges:										
Retail Customer Charge	PhP/meter/mo	5.0000	32.7800	32.7800	32.7800	32.7800	32.7800	32.7800	32.7800	32.7800
Metering System Charge	PhP/kWh	0.3205	-	-	-	-	-	-	-	-
MCC	PhP/kWh	0.2178	0.2178	0.2178	0.2178	0.2178	0.2178	0.2178	0.2178	0.2178

SO ORDERED.


Pasig City, September 27, 2010.


 ZENAIDA G. CRUZ-DUCUT
 Chairperson


 RAUF A. TAN
 Commissioner


 ALEJANDRO Z. BARIN
 Commissioner

(On Leave)
 MARIA TERESA A.R. CASTAÑEDA
 Commissioner


 JOSE C. REYES
 Commissioner