

WHEREFORE, the foregoing premises considered, the provisional authority granted to Surigao del Sur II Electric Cooperative, Incorporated (SURSECO II) on January 11, 2010 is hereby **MADE PERMANENT**.

Accordingly, SURSECO II is hereby directed to adopt the Final Transition Rates Schedule to be implemented effective its January 2010 to December 2012 billing periods, as follows:

Final Transition Rates Schedule

Start of Transition January 2010

New Customer Classes		Residential	LOW VOLTAGE				HIGHER VOLTAGE
Current Customer Class		Residential	Commercial	Industrial	Public Buildings	Street Lights	Industrial
Distribution Charges:							
Demand Charge	PhP/kW	-	-	14.6700	-	-	103.9700
Distribution System Charge	PhP/kWh	1.3700	1.0228	0.6006	1.0116	0.9382	0.2920
Supply Charges:							
Retail Customer Charge	PhP/cust/mo	-	29.1600	46.9000	29.3200	31.5200	46.9000
Supply System Charge	PhP/kWh	0.5839	-	-	-	-	-
Metering Charges:							
Retail Customer Charge	PhP/meter/mo	5.0000	26.8400	115.8200	56.1300	9.5700	115.8200
Metering System Charge	PhP/kWh	0.3928	-	-	-	-	-
MCC	PhP/kWh	0.4004	0.4004	0.4004	0.4004	0.4004	0.4004

End of year 1 January 2011

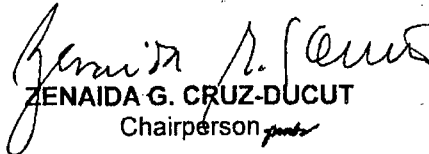
New Customer Classes		Residential	LOW VOLTAGE				HIGHER VOLTAGE
Current Customer Class		Residential	Commercial	Industrial	Public Buildings	Street Lights	Industrial
Distribution Charges:							
Demand Charge	PhP/kW	-	-	7.3300	-	-	185.9300
Distribution System Charge	PhP/kWh	1.1075	0.9744	0.7633	0.9688	0.9321	0.1460
Supply Charges:							
Retail Customer Charge	PhP/cust/mo	-	34.6600	43.5200	34.7300	35.8400	43.5200
Supply System Charge	PhP/kWh	0.6785	-	-	-	-	-
Metering Charges:							
Retail Customer Charge	PhP/meter/mo	5.0000	27.7800	72.2700	42.4200	19.1500	72.2700
Metering System Charge	PhP/kWh	0.4249	-	-	-	-	-
MCC	PhP/kWh	0.4004	0.4004	0.4004	0.4004	0.4004	0.4004

End of Transition January 2012

New Customer Classes		Residential	LOW VOLTAGE				HIGHER VOLTAGE
Current Customer Class		Residential	Commercial	Industrial	Public Buildings	Street Lights	Industrial
Distribution Charges:							
Demand Charge	Php/kW	-	-	-	-	-	267.9000
Distribution System Charge	Php/kWh	0.8449	0.9259	0.9259	0.9259	0.9259	-
Supply Charges:							
Retail Customer Charge	Php/cust/mo	-	40.1500	40.1500	40.1500	40.1500	40.1500
Supply System Charge	Php/kWh	0.7732	-	-	-	-	-
Metering Charges:							
Retail Customer Charge	Php/meter/mo	5.0000	28.7200	28.7200	28.7200	28.7200	28.7200
Metering System Charge	Php/kWh	0.4569	-	-	-	-	-
MCC	Php/kWh	0.4004	0.4004	0.4004	0.4004	0.4004	0.4004

SO ORDERED.


Pasig City, October 4, 2010.



ZENAIDA G. CRUZ-DUCUT
 Chairperson


RAUF A. TAN
 Commissioner


ALEJANDRO Z. BARIN
 Commissioner


MARIA TERESA A.R. CASTAÑEDA
 Commissioner


JOSE C. REYES
 Commissioner


 RVM/RSECWR/2009-154RC/SURSECO II/DECISION