

FINANCIAL REPORT OF OPERATIONS

For the Quarter Ending March 31, 2020

Department : Other Executive Office
 Agency : Energy Regulatory Commission
 Fund Code : Fund 101

PROGRAM / ACTIVITY / PROJECT ALLOTMENT CLASS	ALLOTMENT RECEIVED			OBLIGATIONS INCURRED THIS QUARTER Jan. - Mar. 2020	UNOBLIGATED BALANCE OF ALLOTMENT March 31, 2020	REMARKS
	2019 BALANCE PREVIOUS QUARTER	2020 THIS QUARTER Jan.-Mar. 2020	TOTAL			
A. 10000000	CURRENT YEAR'S ALLOTMENT: GAS					
	Personnel Services	0.00	105,120,000.00	105,120,000.00	28,690,381.98	76,429,618.02
	Maintenance & Other Operating Expenses	0.00	169,473,000.00	169,473,000.00	31,461,790.28	138,011,209.72
	Capital Outlay	0.00	19,510,000.00	19,510,000.00	0.00	19,510,000.00
	Pension & Gratuity Fund	0.00	36,301,880.00	36,301,880.00	28,459,439.47	7,842,440.53
	Subtotal	0.00	330,404,880.00	330,404,880.00	88,611,611.73	241,793,268.27
30000000	OPERATIONS					
	Personnel Services	0.00	141,919,000.00	141,919,000.00	37,696,223.35	104,222,776.65
	Maintenance & Other Operating Expenses	0.00	70,262,000.00	70,262,000.00	8,723,373.83	61,538,626.17
	Capital Outlay	0.00	51,137,000.00	51,137,000.00	0.00	51,137,000.00
	Pension & Gratuity Fund	0.00	0.00	0.00	0.00	0.00
	Subtotal	0.00	263,318,000.00	263,318,000.00	46,419,597.18	216,898,402.82
A.	CURRENT YEAR'S ALLOTMENT:					
	Personnel Services	0.00	247,039,000.00	247,039,000.00	66,386,605.33	180,652,394.67
	Maintenance & Other Operating Expenses	0.00	239,735,000.00	239,735,000.00	40,185,164.11	199,549,835.89
	Capital Outlay	0.00	70,647,000.00	70,647,000.00	0.00	70,647,000.00
	Pension & Gratuity Fund	0.00	36,301,880.00	36,301,880.00	28,459,439.47	7,842,440.53
	TOTAL - Current Year's Allotment	0.00	593,722,880.00	593,722,880.00	135,031,208.91	458,691,671.09
B.	PRIOR YEAR'S ALLOTMENT:					
	Continuing Appropriations:					
	Personnel Services					
	Transportation Allowance (TA)	395,600.52	0.00	395,600.52	5,000.00	390,600.52
	Clothing/Uniform Allowance	20,000.00	0.00	20,000.00	0.00	20,000.00
	Life & Retirement Insurance Premiums	264,807.97	0.00	264,807.97	264,807.97	0.00
	Subtotal, PS	680,408.49	0.00	680,408.49	269,807.97	410,600.52
	Maintenance & Other Operating Expenses:					
	Travelling Expenses	2,719,846.10	0.00	2,719,846.10	153,158.73	2,566,687.37
	Trainings & Scholarship Expenses	5,059,238.26	0.00	5,059,238.26	18,875.67	5,040,362.59
	ICT Training Expenses	371,596.00	0.00	371,596.00	67,500.00	304,096.00
	Office Supplies Expenses	6,764,761.79	0.00	6,764,761.79	286,590.00	6,478,171.79
	Fuel, Oil & Lubricants Expenses	176,585.21	0.00	176,585.21	75,323.53	101,261.68
	Water Expenses	322,266.15	0.00	322,266.15	3,839.00	318,427.15
	Electricity Expenses	1,425,437.23	0.00	1,425,437.23	0.00	1,425,437.23
	Postage and Courier Services	667,910.50	0.00	667,910.50	415.00	667,495.50
	Internet Subscription Expenses	10,010,630.99	0.00	10,010,630.99	0.00	10,010,630.99
	Extraordinary Expenses	3,354.00	0.00	3,354.00	3,354.00	0.00
	Professional/Consultancy Services	52,023,402.78	0.00	52,023,402.78	258,537.29	51,764,865.49
	Environmental/Sanitary Services	406,115.00	0.00	406,115.00	0.00	406,115.00
	Janitorial Services	440,676.88	0.00	440,676.88	0.00	440,676.88
	Security Services	268,600.58	0.00	268,600.58	0.00	268,600.58
	Other General Services - ICT Services	601,666.68	0.00	601,666.68	0.00	601,666.68
	Repairs & Maintenance - Office Equipment	409,147.60	0.00	409,147.60	0.00	409,147.60
	Repairs & Maintenance - ICT Equipment	8,224,000.00	0.00	8,224,000.00	0.00	8,224,000.00
	Repairs & Maintenance - Technical & Scientific	45,390.00	0.00	45,390.00	0.00	45,390.00
	Repairs & Maintenance - Motor Vehicles	82,451.07	0.00	82,451.07	1,860.00	80,591.07
	Repairs & Maintenance - Furniture & Fixtures	198,000.00	0.00	198,000.00	0.00	198,000.00
	Insurance Expenses	1,502.28	0.00	1,502.28	0.00	1,502.28
	Advertising Expenses	2,500,000.00	0.00	2,500,000.00	133,100.00	2,366,900.00
	Printing & Binding Expenses	485,623.35	0.00	485,623.35	0.00	485,623.35
	Representation Expenses	892,101.95	0.00	892,101.95	257,136.21	634,965.74
	Rent Expense - Buildings	4,832,305.08	0.00	4,832,305.08	0.00	4,832,305.08
	Rent Expense - Equipments	2,113,217.80	0.00	2,113,217.80	0.00	2,113,217.80
	Other Subscription Expenses	600,886.00	0.00	600,886.00	31,576.50	569,309.50
	ICT Software Subscription	27,704,306.00	0.00	27,704,306.00	0.00	27,704,306.00
	Subtotal, MOOE	129,351,019.28	0.00	129,351,019.28	1,291,265.93	128,059,753.35
	Capital Outlay:					
	ICT Equipment Outlay	46,856,321.50	0.00	46,856,321.50	0.00	46,856,321.50
	Office Equipment	2,644,005.00	0.00	2,644,005.00	0.00	2,644,005.00
	Technical & Scientific Equipment	15,900,000.00	0.00	15,900,000.00	0.00	15,900,000.00
	Transportation Equipment	2,020,660.00	0.00	2,020,660.00	0.00	2,020,660.00
	Furnitures, Fixtures & Books Outlay	20,030,000.00	0.00	20,030,000.00	0.00	20,030,000.00
	Subtotal, CO	87,450,986.50	0.00	87,450,986.50	0.00	87,450,986.50
	Total Continuing Appropriations	217,482,414.27	0.00	217,482,414.27	1,561,073.90	215,921,340.37
	GRANDTOTAL	217,482,414.27	593,722,880.00	811,205,294.27	136,592,282.81	674,613,011.46

FINANCIAL REPORT OF OPERATIONS


For the Quarter Ending March 31, 2020

Department : **Other Executive Office**
 Agency : **Energy Regulatory Commission**
 Fund Code : **Fund 101**

Sheet 1 of 5

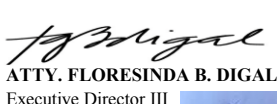
PARTICULARS (1)	ALLOTMENT RECEIVED			OBLIGATIONS INCURRED Jan.-Mar. 2020 (5)	UNOBLIGATED ALLOTMENT BALANCE March 31, 2020 (6)	REMARKS (7)
	2019 UNOBLIGATED ALLOTMENT BALANCE (2)	2020 RELEASE OF ALLOTMENT (3)	TOTAL (4)			
A. CURRENT YEAR'S ALLOTMENT:						
Personnel Services	0.00	247,039,000.00	247,039,000.00	66,386,605.33	180,652,394.67	
Maintenance & Other Operating Expenses	0.00	239,735,000.00	239,735,000.00	40,185,164.11	199,549,835.89	
Capital Outlay	0.00	70,647,000.00	70,647,000.00	0.00	70,647,000.00	
Pension & Gratuity Fund	0.00	36,301,880.00	36,301,880.00	28,459,439.47	7,842,440.53	
Total, Current Year's Allotment	0.00	593,722,880.00	593,722,880.00	135,031,208.91	458,691,671.09	
B. PRIOR YEAR'S ALLOTMENT:						
Continuing Appropriations:						
Personnel Services						
Transportation Allowance (TA)	395,600.52	0.00	395,600.52	5,000.00	390,600.52	
Clothing/Uniform Allowance	20,000.00	0.00	20,000.00	0.00	20,000.00	
Life & Retirement Insurance Premiums	264,807.97	0.00	264,807.97	264,807.97	0.00	
Subtotal, PS	680,408.49	0.00	680,408.49	269,807.97	410,600.52	
Maintenance & Other Operating Expenses:						
Travelling Expenses	2,719,846.10	0.00	2,719,846.10	153,158.73	2,566,687.37	
Trainings & Scholarship Expenses	5,059,238.26	0.00	5,059,238.26	18,875.67	5,040,362.59	
ICT Training Expenses	371,596.00	0.00	371,596.00	67,500.00	304,096.00	
Office Supplies Expenses	6,764,761.79	0.00	6,764,761.79	286,590.00	6,478,171.79	
Fuel, Oil & Lubricants Expenses	176,585.21	0.00	176,585.21	75,323.53	101,261.68	
Water Expenses	322,266.15	0.00	322,266.15	3,839.00	318,427.15	
Electricity Expenses	1,425,437.23	0.00	1,425,437.23	0.00	1,425,437.23	
Postage and Courier Services	667,910.50	0.00	667,910.50	415.00	667,495.50	
Internet Subscription Expenses	10,010,630.99	0.00	10,010,630.99	0.00	10,010,630.99	
Extraordinary Expenses	3,354.00	0.00	3,354.00	3,354.00	0.00	
Professional/Consultancy Services	52,023,402.78	0.00	52,023,402.78	258,537.29	51,764,865.49	
Environmental/Sanitary Services	406,115.00	0.00	406,115.00	0.00	406,115.00	
Janitorial Services	440,676.88	0.00	440,676.88	0.00	440,676.88	
Security Services	268,600.58	0.00	268,600.58	0.00	268,600.58	
Other General Services - ICT Services	601,666.68	0.00	601,666.68	0.00	601,666.68	
Repairs & Maintenance - Office Equipme	409,147.60	0.00	409,147.60	0.00	409,147.60	
Repairs & Maintenance - ICT Equipment	8,224,000.00	0.00	8,224,000.00	0.00	8,224,000.00	
Repairs & Maintenance - Technical & Sci	45,390.00	0.00	45,390.00	0.00	45,390.00	
Repairs & Maintenance - Motor Vehicles	82,451.07	0.00	82,451.07	1,860.00	80,591.07	
Repairs & Maintenance - Furniture & Fixt	198,000.00	0.00	198,000.00	0.00	198,000.00	
Insurance Expenses	1,502.28	0.00	1,502.28	0.00	1,502.28	
Advertising Expenses	2,500,000.00	0.00	2,500,000.00	133,100.00	2,366,900.00	
Printing & Binding Expenses	485,623.35	0.00	485,623.35	0.00	485,623.35	
Representation Expenses	892,101.95	0.00	892,101.95	257,136.21	634,965.74	
Rent Expense - Buildings	4,832,305.08	0.00	4,832,305.08	0.00	4,832,305.08	
Rent Expense - Equipments	2,113,217.80	0.00	2,113,217.80	0.00	2,113,217.80	
Other Subscription Expenses	600,886.00	0.00	600,886.00	31,576.50	569,309.50	
ICT Software Subscription	27,704,306.00	0.00	27,704,306.00	0.00	27,704,306.00	
Subtotal, MOOE	129,351,019.28	0.00	129,351,019.28	1,291,265.93	128,059,753.35	
Capital Outlay:						
ICT Equipment Outlay	46,856,321.50	0.00	46,856,321.50	0.00	46,856,321.50	
Office Equipment	2,644,005.00	0.00	2,644,005.00	0.00	2,644,005.00	
Technical & Scientific Equipment	15,900,000.00	0.00	15,900,000.00	0.00	15,900,000.00	
Transportation Equipment	2,020,660.00	0.00	2,020,660.00	0.00	2,020,660.00	
Furnitures, Fixtures & Books Outlay	20,030,000.00	0.00	20,030,000.00	0.00	20,030,000.00	
Subtotal, CO	87,450,986.50	0.00	87,450,986.50	0.00	87,450,986.50	
Total Continuing Appropriations	217,482,414.27	0.00	217,482,414.27	1,561,073.90	215,921,340.37	
GRANDTOTAL	217,482,414.27	593,722,880.00	811,205,294.27	136,592,282.81	674,613,011.46	

Prepared by :




CATHERINE P. YSON
 Budget Officer III
 Date: April 3, 2020

Certified Correct :



ATTY. FLORESINDA B. DIGAL
 Executive Director III
 Date: April 3, 2020

Submitted by :



AGNES VST DEVANADERA
 Chairperson and CEO
 Date: April 3, 2020

Department : Other Executive Office
 Agency : Energy Regulatory Commission
 Fund Code : Fund 101

UACS Codes P/A/P (1)	PARTICULARS (2)	ALLOTMENT RECEIVED			OBLIGATIONS INCURRED Jan.-Mar. 2020 (6)	UNOBLIGATED ALLOTMENT BALANCE March 31, 2020 (7)	REMARK (8)
		2019 UNOBLIGATED ALLOTMENT BALANCE (3)	2020 RELEASE OF ALLOTMENT (4)	TOTAL (5)			
100000000	GAS						
	Personnel Services	0.00	105,120,000.00	105,120,000.00	28,690,381.98	76,429,618.02	
	Maintenance & Other Operating Expense	0.00	169,473,000.00	169,473,000.00	31,461,790.28	138,011,209.72	
	Capital Outlay	0.00	19,510,000.00	19,510,000.00	0.00	19,510,000.00	
	Pension & Gratuity Fund	0.00	36,301,880.00	36,301,880.00	28,459,439.47	7,842,440.53	
	Subtotal	0.00	330,404,880.00	330,404,880.00	88,611,611.73	241,793,268.27	
300000000	OPERATIONS						
	Personnel Services	0.00	141,919,000.00	141,919,000.00	37,696,223.35	104,222,776.65	
	Maintenance & Other Operating Expense	0.00	70,262,000.00	70,262,000.00	8,723,373.83	61,538,626.17	
	Capital Outlay	0.00	51,137,000.00	51,137,000.00	0.00	51,137,000.00	
	Pension & Gratuity Fund	0.00	0.00	0.00	0.00	0.00	
	Subtotal	0.00	263,318,000.00	263,318,000.00	46,419,597.18	216,898,402.82	
A.	CURRENT YEAR'S ALLOTMENT:						
	Personnel Services	0.00	247,039,000.00	247,039,000.00	66,386,605.33	180,652,394.67	
	Maintenance & Other Operating Expense	0.00	239,735,000.00	239,735,000.00	40,185,164.11	199,549,835.89	
	Capital Outlay	0.00	70,647,000.00	70,647,000.00	0.00	70,647,000.00	
	Pension & Gratuity Fund	0.00	36,301,880.00	36,301,880.00	28,459,439.47	7,842,440.53	
	Total , Current Years' Allotment	0.00	593,722,880.00	593,722,880.00	135,031,208.91	458,691,671.09	
B.	PRIOR YEAR'S ALLOTMENT:						
	Continuing Appropriations:						
	Personnel Services						
	Transportation Allowance (TA)	395,600.52	0.00	395,600.52	5,000.00	390,600.52	
	Clothing/Uniform Allowance	20,000.00	0.00	20,000.00	0.00	20,000.00	
	Life & Retirement Insurance Premium	264,807.97	0.00	264,807.97	264,807.97	0.00	
	Subtotal, PS	680,408.49	0.00	680,408.49	269,807.97	410,600.52	
	Maintenance & Other Operating Expenses:						
	Travelling Expenses	2,719,846.10	0.00	2,719,846.10	153,158.73	2,566,687.37	
	Trainings & Scholarship Expenses	5,059,238.26	0.00	5,059,238.26	18,875.67	5,040,362.59	
	ICT Training Expenses	371,596.00	0.00	371,596.00	37,500.00	304,096.00	
	Office Supplies Expenses	6,764,761.79	0.00	6,764,761.79	286,590.00	6,478,171.79	
	Fuel, Oil & Lubricants Expenses	176,585.21	0.00	176,585.21	75,323.53	101,261.68	
	Water Expenses	322,266.15	0.00	322,266.15	3,839.00	318,427.15	
	Electricity Expenses	1,425,437.23	0.00	1,425,437.23	0.00	1,425,437.23	
	Postage and Courier Services	667,910.50	0.00	667,910.50	415.00	667,495.50	
	Internet Subscription Expenses	10,010,630.99	0.00	10,010,630.99	0.00	10,010,630.99	
	Extraordinary Expenses	3,354.00	0.00	3,354.00	3,354.00	0.00	
	Professional/Consultancy Services	52,023,402.78	0.00	52,023,402.78	258,537.29	51,764,865.49	
	Environmental/Sanitary Services	406,115.00	0.00	406,115.00	0.00	406,115.00	
	Janitorial Services	440,676.88	0.00	440,676.88	0.00	440,676.88	
	Security Services	268,600.58	0.00	268,600.58	0.00	268,600.58	
	Other General Services - ICT Services	601,666.68	0.00	601,666.68	0.00	601,666.68	
	Repairs & Maintenance - Office Equip	409,147.60	0.00	409,147.60	0.00	409,147.60	
	Repairs & Maintenance - ICT Equipm	8,224,000.00	0.00	8,224,000.00	0.00	8,224,000.00	
	Repairs & Maintenance - Technical &	45,390.00	0.00	45,390.00	0.00	45,390.00	
	Repairs & Maintenance - Motor Vehic	82,451.07	0.00	82,451.07	1,860.00	80,591.07	
	Repairs & Maintenance - Furniture &	198,000.00	0.00	198,000.00	0.00	198,000.00	
	Insurance Expenses	1,502.28	0.00	1,502.28	0.00	1,502.28	
	Advertising Expenses	2,500,000.00	0.00	2,500,000.00	133,100.00	2,366,900.00	
	Printing & Binding Expenses	485,623.35	0.00	485,623.35	0.00	485,623.35	
	Representation Expenses	892,101.95	0.00	892,101.95	257,136.21	634,965.74	
	Rent Expense - Buildings	4,832,305.08	0.00	4,832,305.08	0.00	4,832,305.08	
	Rent Expense - Equipments	2,113,217.80	0.00	2,113,217.80	0.00	2,113,217.80	
	Other Subscription Expenses	600,886.00	0.00	600,886.00	31,576.50	569,309.50	
	ICT Software Subscription	27,704,306.00	0.00	27,704,306.00	0.00	27,704,306.00	
	Subtotal, MOOE	129,351,019.28	0.00	129,351,019.28	1,291,265.93	128,059,753.35	
	Capital Outlay:						
	ICT Equipment Outlay	46,856,321.50	0.00	46,856,321.50	0.00	46,856,321.50	
	Office Equipment	2,644,005.00	0.00	2,644,005.00	0.00	2,644,005.00	
	Technical & Scientific Equipment	15,900,000.00	0.00	15,900,000.00	0.00	15,900,000.00	
	Transportation Equipment	2,020,660.00	0.00	2,020,660.00	0.00	2,020,660.00	
	Furnitures, Fixtures & Books Outlay	20,030,000.00	0.00	20,030,000.00	0.00	20,030,000.00	
	Subtotal, CO	87,450,986.50	0.00	87,450,986.50	0.00	87,450,986.50	
	Total Continuing Appropriations	217,482,414.27	0.00	217,482,414.27	1,561,073.90	215,921,340.37	
	GRANDTOTAL	217,482,414.27	593,722,880.00	811,205,294.27	136,592,282.81	674,613,011.46	

Department : Other Executive Office
 Agency : Energy Regulatory Commission
 Fund Code : Fund 101

PARTICULARS (1)	ALLOTMENT RECEIVED			OBLIGATIONS INCURRED Jan.-Mar. 2020 (5)	UNOBLIGATED ALLOTMENT BALANCE March 31, 2020 (6)	REMARKS (7)
	2019 UNOBLIGATED ALLOTMENT BALANCE (2)	2020 RELEASE OF ALLOTMENT (3)	TOTAL (4)			
A. CURRENT YEAR'S ALLOTMENT						
PERSONNEL SERVICES :						
Basic Salary - Civilian	0.00	177,955,000.00	177,955,000.00	57,307,718.69	120,647,281.31	
Lump-sum for Step Increments	0.00	540,000.00	540,000.00	0.00	540,000.00	
Other Compensation:						
P E R A	0.00	6,528,000.00	6,528,000.00	2,178,018.21	4,349,981.79	
Representation Allowance (RA)	0.00	2,646,000.00	2,646,000.00	820,375.00	1,825,625.00	
Transportation Allowance (TA)	0.00	2,646,000.00	2,646,000.00	549,375.00	2,096,625.00	
Clothing/Uniform Allowance	0.00	1,632,000.00	1,632,000.00	0.00	1,632,000.00	
Mid-Year Bonus - Civilian	0.00	14,829,000.00	14,829,000.00	0.00	14,829,000.00	
Year-End Bonus	0.00	14,829,000.00	14,829,000.00	0.00	14,829,000.00	
Cash Gift	0.00	1,360,000.00	1,360,000.00	0.00	1,360,000.00	
Productivity Enhancement Incentive - Civilian	0.00	1,360,000.00	1,360,000.00	0.00	1,360,000.00	
Life and Retirement Insurance Premium	0.00	20,181,000.00	20,181,000.00	4,799,244.33	15,381,755.67	
PAG-IBIG Contributions	0.00	327,000.00	327,000.00	85,100.00	241,900.00	
PhilHealth - Civilian	0.00	1,594,000.00	1,594,000.00	564,274.10	1,029,725.90	
ECIP - Civilian	0.00	327,000.00	327,000.00	82,500.00	244,500.00	
Terminal Leave Benefits - Civilian	0.00	285,000.00	285,000.00	0.00	285,000.00	
Sub-Total Other Compensation	0.00	68,544,000.00	68,544,000.00	9,078,886.64	59,465,113.36	
TOTAL, PS	0.00	247,039,000.00	247,039,000.00	66,386,605.33	180,652,394.67	

Department : Other Executive Office
 Agency : Energy Regulatory Commission
 Fund Code : Fund 101

Sheet 4 of 5

PARTICULARS (1)	ALLOTMENT RECEIVED			OBLIGATIONS INCURRED Jan.-Mar. 2020 (5)	UNOBLIGATED ALLOTMENT BALANCE March 31, 2020 (6)	REMARKS (7)
	2019 UNOBLIGATED ALLOTMENT BALANCE (2)	2020 RELEASE OF ALLOTMENT (3)	TOTAL (4)			
MAINT. & OTHER OPERATING EXPENSES:						
Travelling Expenses - Local	0.00	38,301,000.00	38,301,000.00	6,646,183.49	31,654,816.51	
Travelling Expenses - Foreign	0.00	700,000.00	700,000.00	0.00	700,000.00	
Training & Scholarship Expenses	0.00	17,331,000.00	17,331,000.00	661,289.13	16,669,710.87	
ICT Training Expenses	0.00	309,000.00	309,000.00	0.00	309,000.00	
Office Supplies Expense	0.00	25,035,000.00	25,035,000.00	1,421,273.70	23,613,726.30	
Fuel, Oil and Lubricants Expenses	0.00	1,500,000.00	1,500,000.00	108,941.55	1,391,058.45	
Water Expenses	0.00	2,000,000.00	2,000,000.00	217,185.78	1,782,814.22	
Electricity Expenses	0.00	12,000,000.00	12,000,000.00	1,570,516.85	10,429,483.15	
Postage and Courier Services	0.00	900,000.00	900,000.00	301,851.00	598,149.00	
Telephone Expenses - Landline	0.00	800,000.00	800,000.00	170,033.29	629,966.71	
Telephone Expenses - Mobile	0.00	1,200,000.00	1,200,000.00	307,432.92	892,567.08	
Internet Subscription Expenses	0.00	9,429,000.00	9,429,000.00	735,743.31	8,693,256.69	
Confidential Expenses	0.00	15,000,000.00	15,000,000.00	4,000,000.00	11,000,000.00	
Extraordinary & Miscellaneous Expenses	0.00	2,200,000.00	2,200,000.00	660,000.00	1,540,000.00	
Auditing Services	0.00	500,000.00	500,000.00	70,492.11	429,507.89	
Professional/Consultancy Services	0.00	1,694,000.00	1,694,000.00	86,293.29	1,607,706.71	
Other Professional Services	0.00	16,838,000.00	16,838,000.00	6,277,556.00	10,560,444.00	
Environmental/Sanitary Services	0.00	500,000.00	500,000.00	46,942.50	453,057.50	
Janitorial Services	0.00	3,832,000.00	3,832,000.00	742,080.66	3,089,919.34	
Security Services	0.00	13,145,000.00	13,145,000.00	2,765,905.80	10,379,094.20	
ICT Services	0.00	2,200,000.00	2,200,000.00	83,333.33	2,116,666.67	
Other General Services	0.00	1,100,000.00	1,100,000.00	0.00	1,100,000.00	
Repairs & Maintenance - Office Equipment	0.00	600,000.00	600,000.00	101,000.00	499,000.00	
Repairs & Maintenance - ICT Equipment	0.00	800,000.00	800,000.00	0.00	800,000.00	
Repairs & Maintenance - Tech. & Scientific Equipment	0.00	500,000.00	500,000.00	0.00	500,000.00	
Repairs & Maintenance - Transpo. Equipment	0.00	1,000,000.00	1,000,000.00	193,630.22	806,369.78	
Repairs & Maintenance - Furniture & Fixtures	0.00	200,000.00	200,000.00	0.00	200,000.00	
Taxes, Duties and Licenses	0.00	400,000.00	400,000.00	2,140.00	397,860.00	
Fidelity Bond Premiums	0.00	300,000.00	300,000.00	66,000.00	234,000.00	
Insurance Expenses	0.00	800,000.00	800,000.00	83,265.89	716,734.11	
Advertising Expenses	0.00	2,700,000.00	2,700,000.00	0.00	2,700,000.00	
Printing & Publication Expenses	0.00	500,000.00	500,000.00	626.00	499,374.00	
Rents - Buildings and Structures	0.00	44,284,000.00	44,284,000.00	11,754,228.04	32,529,771.96	
Rents - Equipment	0.00	5,500,000.00	5,500,000.00	400,052.25	5,099,947.75	
Other Subscription Expenses	0.00	1,607,000.00	1,607,000.00	2,167.00	1,604,833.00	
ICT Software Subscription	0.00	3,030,000.00	3,030,000.00	0.00	3,030,000.00	
Cloud Computing Services	0.00	11,000,000.00	11,000,000.00	709,000.00	10,291,000.00	
Total, MOOE	0.00	239,735,000.00	239,735,000.00	40,185,164.11	199,549,835.89	
CAPITAL OUTLAY:						
ICT Equipment Outlay	0.00	16,510,000.00	16,510,000.00	0.00	16,510,000.00	
Office Equipment	0.00	2,137,000.00	2,137,000.00	0.00	2,137,000.00	
Technical & Scientific Equipment	0.00	49,000,000.00	49,000,000.00	0.00	49,000,000.00	
Other Property, Plant & Equipment	0.00	0.00	0.00	0.00	0.00	
Furnitures, Fixtures & Books Outlay	0.00	3,000,000.00	3,000,000.00	0.00	3,000,000.00	
Total, CO	0.00	70,647,000.00	70,647,000.00	0.00	70,647,000.00	
PENSION & GRATUITY FUND (PGF):						
Pension Benefits - Civilian	0.00	22,378,387.00	22,378,387.00	14,535,947.00	7,842,440.00	
Retirement Gratuity - Civilian	0.00	13,923,493.00	13,923,493.00	13,923,492.47	0.53	
Terminal Leave Benefits - Civilian	0.00	0.00	0.00	0.00	0.00	
Total, PGF	0.00	36,301,880.00	36,301,880.00	28,459,439.47	7,842,440.53	
TOTAL, Current Years' Allotment	0.00	593,722,880.00	593,722,880.00	135,031,208.91	458,691,671.09	

Department : Other Executive Office
 Agency : Energy Regulatory Commission
 Fund Code : Fund 101

PARTICULARS (1)	ALLOTMENT RECEIVED			OBLIGATIONS INCURRED Jan. - Mar. 2020 (5)	UNOBLIGATED ALLOTMENT BALANCE March 31, 2020 (6)	REMARKS (7)
	2019 UNOBLIGATED ALLOTMENT BALANCE (2)	2020 RELEASE OF ALLOTMENT (3)	TOTAL (4)			
B. PRIOR YEAR'S ALLOTMENT:						
Continuing Appropriations:						
Personnel Services						
Transportation Allowance (TA)	395,600.52	0.00	395,600.52	5,000.00	390,600.52	
Clothing/Uniform Allowance	20,000.00	0.00	20,000.00	0.00	20,000.00	
Life & Retirement Insurance Premiums	264,807.97	0.00	264,807.97	264,807.97	0.00	
Subtotal, PS	680,408.49	0.00	680,408.49	269,807.97	410,600.52	
Maintenance & Other Operating Expenses:						
Travelling Expenses	2,719,846.10	0.00	2,719,846.10	153,158.73	2,566,687.37	
Trainings & Scholarship Expenses	5,059,238.26	0.00	5,059,238.26	18,875.67	5,040,362.59	
ICT Training Expenses	371,596.00	0.00	371,596.00	67,500.00	304,096.00	
Office Supplies Expenses	6,764,761.79	0.00	6,764,761.79	286,590.00	6,478,171.79	
Fuel, Oil & Lubricants Expenses	176,585.21	0.00	176,585.21	75,323.53	101,261.68	
Water Expenses	322,266.15	0.00	322,266.15	3,839.00	318,427.15	
Electricity Expenses	1,425,437.23	0.00	1,425,437.23	0.00	1,425,437.23	
Postage and Courier Services	667,910.50	0.00	667,910.50	415.00	667,495.50	
Internet Subscription Expenses	10,010,630.99	0.00	10,010,630.99	0.00	10,010,630.99	
Extraordinary Expenses	3,354.00	0.00	3,354.00	3,354.00	0.00	
Professional/Consultancy Services	52,023,402.78	0.00	52,023,402.78	258,537.29	51,764,865.49	
Environmental/Sanitary Services	406,115.00	0.00	406,115.00	0.00	406,115.00	
Janitorial Services	440,676.88	0.00	440,676.88	0.00	440,676.88	
Security Services	268,600.58	0.00	268,600.58	0.00	268,600.58	
Other General Services - ICT Services	601,666.68	0.00	601,666.68	0.00	601,666.68	
Repairs & Maintenance - Office Equipment	409,147.60	0.00	409,147.60	0.00	409,147.60	
Repairs & Maintenance - ICT Equipment	8,224,000.00	0.00	8,224,000.00	0.00	8,224,000.00	
Repairs & Maintenance - Technical & Scien	45,390.00	0.00	45,390.00	0.00	45,390.00	
Repairs & Maintenance - Motor Vehicles	82,451.07	0.00	82,451.07	1,860.00	80,591.07	
Repairs & Maintenance - Furniture & Fixtur	198,000.00	0.00	198,000.00	0.00	198,000.00	
Insurance Expenses	1,502.28	0.00	1,502.28	0.00	1,502.28	
Advertising Expenses	2,500,000.00	0.00	2,500,000.00	133,100.00	2,366,900.00	
Printing & Binding Expenses	485,623.35	0.00	485,623.35	0.00	485,623.35	
Representation Expenses	892,101.95	0.00	892,101.95	257,136.21	634,965.74	
Rent Expense - Buildings	4,832,305.08	0.00	4,832,305.08	0.00	4,832,305.08	
Rent Expense - Equipments	2,113,217.80	0.00	2,113,217.80	0.00	2,113,217.80	
Other Subscription Expenses	600,886.00	0.00	600,886.00	31,576.50	569,309.50	
ICT Software Subscription	27,704,306.00	0.00	27,704,306.00	0.00	27,704,306.00	
Subtotal, MOOE	129,351,019.28	0.00	129,351,019.28	1,291,265.93	128,059,753.35	
Capital Outlay:						
ICT Equipment Outlay	46,856,321.50	0.00	46,856,321.50	0.00	46,856,321.50	
Office Equipment	2,644,005.00	0.00	2,644,005.00	0.00	2,644,005.00	
Technical & Scientific Equipment	15,900,000.00	0.00	15,900,000.00	0.00	15,900,000.00	
Transportation Equipment	2,020,660.00	0.00	2,020,660.00	0.00	2,020,660.00	
Furnitures, Fixtures & Books Outlay	20,030,000.00	0.00	20,030,000.00	0.00	20,030,000.00	
Subtotal, CO	87,450,986.50	0.00	87,450,986.50	0.00	87,450,986.50	
Total Continuing Appropriations	217,482,414.27	0.00	217,482,414.27	1,561,073.90	215,921,340.37	
GRANDTOTAL	217,482,414.27	593,722,880.00	811,205,294.27	136,592,282.81	674,613,011.46	