


MONTHLY REPORT OF DISBURSEMENTS
For the Month of October, 2018


Department : Other Executive Offices
 Agency : Energy Regulatory Commission
 Operating Unit : Central Office
 Organization Code (UACS) : 26 008 0000000
 Funding Source Code (as clustered): 01 - Regular Agency Fund

PARTICULARS	CURRENT YEAR BUDGET				PRIOR YEAR'S ACCOUNTS PAYABLE					CURRENT YEAR'S ACCOUNTS PAYABLE					TRUST LIABILITIES			GRAND TOTAL				
	PS	MOOE	CO	TOTAL	PS	MOOE	CO	Sub-Total	PS	MOOE	CO	Sub-Total	TOTAL	Sub-Total	PS	MOOE	CO	TOTAL	PS	MOOE	CO	TOTAL
1	2	3	4	5=(2+3+4)	6	7	8	9=(6+7+8)	10	11	12	13=(10+11+12)	14=(9+13)	15=(6+15)	17	18	19	20=(17+18+19)	21	22	23	24=(21+22+23)
Notice of Cash Allocation (NCA)	43,213,303.42	7,458,641.84	-	50,671,945.26	-	5,437.50	-	5,437.50	-	-	-	-	5,437.50	50,677,382.76	-	-	-	-	43,213,303.42	7,464,079.34	-	50,677,382.76
MDS Checks Issued	38,486,909.10	4,373,571.04	-	42,860,480.14	-	-	-	-	-	-	-	-	42,860,480.14	-	-	-	-	-	38,486,909.10	4,373,571.04	-	42,860,480.14
Advice to Debit Account	4,726,394.32	3,085,070.80	-	7,811,465.12	-	5,437.50	-	5,437.50	-	-	-	-	5,437.50	7,816,902.62	-	-	-	-	4,726,394.32	3,090,508.30	-	7,816,902.62
Working Fund (NCA Issued to BTR)	-	-	-	-	-	-	-	-	-	-	-	-	-	-	-	-	-	-	-	-	-	-
Tax Remittance Advices Issued (TRA)	1,542,915.20	213,940.81	-	1,756,856.01	-	362.50	-	362.50	-	-	-	-	362.50	1,757,218.51	-	-	-	-	1,542,915.20	214,303.31	-	1,757,218.51
Cash Disbursement Ceiling (CDC)	-	-	-	-	-	-	-	-	-	-	-	-	-	-	-	-	-	-	-	-	-	-
Non-Cash Availment Authority (NCAA)	-	-	-	-	-	-	-	-	-	-	-	-	-	-	-	-	-	-	-	-	-	-
Others (CDI, BTR Docs Stamp, etc.)	-	-	-	-	-	-	-	-	-	-	-	-	-	-	-	-	-	-	-	-	-	-
TOTAL	44,756,218.62	7,672,582.65	-	52,428,801.27	-	5,800.00	-	5,800.00	-	-	-	-	5,800.00	52,434,601.27	-	-	-	-	44,756,218.62	7,678,382.65	-	52,434,601.27

SUMMARY:

	As of September 2018	October 2018	As of October 31, 2018
Total Disbursement Authorities Received			
NCA	344,088,578.30	50,677,382.76	394,765,961.06
Working Fund			
TRA	18,883,086.52	1,757,218.51	20,640,305.03
Less: Notice of Transfer Allocations (NTA) issued			
Total Disbursements Authorities Available	362,971,664.82	52,434,601.27	415,406,266.09
Less Lapsed NCA	30,016,311.34		30,016,311.34
Disbursements	332,955,353.48	52,434,601.27	385,389,954.75
Balance of Disbursements Authorities as of to date	362,959,353.48	74,460,760.00	437,420,113.48
Total Disbursements Program	332,955,353.48	52,434,601.27	385,389,954.75
Less Actual Disbursements	30,041,646.52	22,026,158.73	52,067,805.25
(Over)/Under Spending			

Certified Correct:

 LUZVIMINDA N. CABALAG
 Financial and Management Officer II
 Date: 9

Approved By:

 AGNES VST DEVANADERA
 Chairperson and CEO
 Date: 6

MONTHLY REPORT OF DISBURSEMENTS
For the Month of November, 2018

Department : Other Executive Offices
 Agency : Energy Regulatory Commission
 Operating Unit : Central Office
 Organization Code (UACS) : 26 008 0000000
 Funding Source Code (as clustered): 01 - Regular Agency Fund

PARTICULARS	CURRENT YEAR BUDGET				PRIOR YEAR'S ACCOUNTS PAYABLE				CURRENT YEAR'S ACCOUNTS PAYABLE				TRUST LIABILITIES				GRAND TOTAL						
	PS	MOOE	CO	TOTAL	PS	MOOE	CO	Sub-Total	PS	MOOE	CO	Sub-Total	TOTAL	Sub-TOTAL	PS	MOOE	CO	TOTAL	PS	MOOE	CO	TOTAL	
	1	2	3	4	5=(2+3+4)	6	7	8	9=(6+7+8)	10	11	12	13=(10+11+12)	14=(9+13)	15=(6+15)	17	18	19	20=(17+18+19)	21	22	23	24=(21+22+23)
Notice of Cash Allocation (NCA)		27,257,691.31	10,948,886.10	4,751,780.30	42,958,357.71	-	-	-	3,005,437.50	-	7,084,821.43	-	7,084,821.43	10,090,258.93	53,048,616.64	-	-	-	-	27,257,691.31	21,039,145.03	4,751,780.30	53,048,616.64
MDS Checks Issued		22,359,614.14	5,098,824.70	-	27,458,438.84	-	-	-	3,000,000.00	-	7,084,821.43	-	7,084,821.43	10,084,821.43	37,543,260.27	-	-	-	-	22,359,614.14	15,183,646.13	-	37,543,260.27
Advice to Debit Account		4,898,077.17	5,850,081.40	4,751,780.30	15,499,938.87	-	-	-	5,437.50	-	-	-	-	5,437.50	15,505,356.37	-	-	-	-	4,898,077.17	5,855,498.90	4,751,780.30	15,505,356.37
Working Fund (NCA issued to BTR)			3,340,785.39	631,060.36	269,968.70	4,240,814.45	-	-	362.50	-	1,540,178.57	-	1,540,178.57	1,540,541.07	5,781,355.52	-	-	-	-	3,340,785.39	2,171,901.43	269,968.70	5,781,355.52
Tax Remittance Advices Issued (TRA)																							
Cash Disbursement Ceiling (CDC)																							
Non-Cash Availment Authority (NCAA)																							
Others (GDT, BTR Docs Stamp, etc.)																							
TOTAL		30,598,476.70	11,579,946.46	5,020,749.00	47,199,172.16	-	-	-	3,005,800.00	-	8,625,000.00	-	8,625,000.00	11,630,800.00	58,829,972.16	-	-	-	-	30,598,476.70	23,210,746.45	5,020,749.00	58,829,972.16

SUMMARY:

	As of October 2018	November 2018	As of November 30, 2018
Total Disbursement Authorities Received			
NCA	394,785,961.06	53,048,616.64	447,814,577.70
Working Fund			
TRA	20,640,305.03	5,781,355.52	26,421,660.55
Less: Notice of Transfer Allocations (NTA)* issued			
Total Disbursements Authorities Available	415,406,266.09	58,829,972.16	474,236,238.25
Less: Lapsed NCA	30,016,311.34		30,016,311.34
Disbursements	385,389,954.75	58,829,972.16	444,219,926.91
Balance of Disbursements Authorities as of to date	437,457,760.00	43,423,000.00	480,880,760.00
Total Disbursements Program	385,389,954.75	58,829,972.16	444,219,926.91
Less: Actual Disbursements			
(Over)/Under Spending	52,067,805.25	(15,406,972.16)	36,660,833.09

Certified Correct:

LUZVIMINDA N. CABALEBAS
 Financial and Management Officer II
 Date: 11/29/18

Approved By:

AGNES YST DEVANADERA
 Chairperson and CEO
 Date: 11/29/18


MONTHLY REPORT OF DISBURSEMENTS
For the Month of December, 2018


Department : Other Executive Offices
 Agency : Energy Regulatory Commission
 Operating Unit : Central Office
 Organization Code (UACS) : 26 008 0000000
 Funding Source Code (as clustered): 01 - Regular Agency Fund

PARTICULARS	CURRENT YEAR BUDGET				TOTAL	PRIOR YEARS ACCOUNTS PAYABLE				TOTAL	CURRENT YEARS ACCOUNTS PAYABLE				TOTAL	TRUST LIABILITIES				TOTAL	GRAND TOTAL		
	PS	MOOE	CO			PS	MOOE	CO	Sub-Total		PS	MOOE	CO	Sub-Total		PS	MOOE	CO	Sub-Total		PS	MOOE	CO
1	2	3	4	5=(2+3+4)	6	7	8	9=(6+7+8)	10	11	12	13=(10+11+12)	14=(9+13)	15=(5+14)	16=(17+18+19)	20=(17+18+19)	21	22	23	24=(21+22+23)			
Notice of Cash Allocation (NCA)	32,603,694.30	15,841,357.11	-	-	48,445,051.41	-	-	-	-	-	-	-	-	48,445,051.41	-	-	32,603,694.30	15,841,357.11	-	48,445,051.41			
MDS Checks Issued	27,599,312.71	7,299,575.92	-	-	34,898,888.63	-	-	-	-	-	-	-	-	34,898,888.63	-	-	27,599,312.71	7,299,575.92	-	34,898,888.63			
Advice to Debit Account	5,004,381.59	8,581,781.19	-	-	13,586,162.78	-	-	-	-	-	-	-	-	13,586,162.78	-	-	5,004,381.59	8,581,781.19	-	13,586,162.78			
Working Fund (NCA Issued to BT)	-	-	-	-	-	-	-	-	-	-	-	-	-	-	-	-	-	-	-	-			
Tax Remittance Advices Issued (TRA)	2,229,258.16	651,102.36	-	-	2,880,360.52	-	-	-	-	-	-	-	-	2,880,360.52	-	-	2,229,258.16	651,102.36	-	2,880,360.52			
Cash Disbursement Ceiling (CDC)	-	-	-	-	-	-	-	-	-	-	-	-	-	-	-	-	-	-	-	-			
Non-Cash Availment Authority (NCAA)	-	-	-	-	-	-	-	-	-	-	-	-	-	-	-	-	-	-	-	-			
Others (CDT, BTR Docs Stamp, etc.)	-	-	-	-	-	-	-	-	-	-	-	-	-	-	-	-	-	-	-	-			
TOTAL	34,832,952.46	16,492,459.47	-	-	51,325,411.93	-	-	-	-	-	-	-	-	51,325,411.93	-	-	34,832,952.46	16,492,459.47	-	51,325,411.93			

SUMMARY:

	As of November 2018	December 2018	As of December 31, 2018
Total Disbursement Authorities Received	447,814,577.70	48,445,051.41	496,259,629.11
NCA	-	-	-
Working Fund	26,421,680.55	2,880,360.52	29,302,021.07
TRA	-	-	-
Less: Notice of Transfer Allocations (NTA) issued	474,236,238.25	51,325,411.93	525,561,650.18
Total Disbursements Authorities Available	30,016,311.34	-	30,016,311.34
Less: Lapsed NCA	444,219,926.91	51,325,411.93	495,545,338.84
Disbursements	-	-	-
Balance of Disbursements Authorities as of date	480,860,760.00	37,388,000.00	518,248,760.00
Total Disbursements Program	444,219,926.91	51,325,411.93	495,545,338.84
Less: Actual Disbursements	36,680,833.09	(13,937,411.93)	22,723,421.16
(Over)/Under Spending	-	-	-

Certified Correct:

 LUZVIMINDA N. CABAROG
 Financial and Management Officer II
 Date: _____

Approved By:

 AGNES ESTEBAN
 Chairperson and CEO
 Date: _____