

STATEMENT OF APPROPRIATIONS, ALLOTMENTS, OBLIGATIONS, DISBURSEMENTS AND BALANCES
As at the Quarter Ending March 31, 2021

Department: Other Executive Offices
 Agency: Energy Regulatory Commission
 Operating Unit: < not applicable >
 Organization Code (UACS) : 26 008 0000000
 Fund Cluster: 01 Regular Agency Fund

	Current Year Appropriations
	Supplemental Appropriations
X	Continuing Appropriations

(e.g. UACS Fund Cluster: 01-Regular Agency Fund, 02-Foreign Assisted Projects Fund, 03-Special Account-Locally Funded/Domestic Grants Fund, and 04-Special Account-Foreign Assisted/Foreign Grants Fund)


Particulars	UACS CODE	Appropriations			Allotments					Current Year Obligations					Current Year Disbursements					Balances			
		Authorized Appropriations	Adjustments (Transfer To/From, Realignment)	Adjusted Appropriations	Allotments Received	Adjustments (Withdrawal, Realignment)	Transfer To	Transfer From	Adjusted Total Allotments	1st Quarter Ending March 31	2nd Quarter Ending June 30	3rd Quarter Ending Sept. 30	4th Quarter Ending Dec. 31	TOTAL	1st Quarter Ending March 31	2nd Quarter Ending June 30	3rd Quarter Ending Sept. 30	4th Quarter Ending Dec. 31	TOTAL	Unreleased Appro	Unobligated Allotments	Unpaid Obligations	
																						Due and Demandable	Not Yet Due and Demandable
1	2	3	4	5=(3+4)	6	7	8	9	10=[(6+(-)7)-8+9]	11	12	13	14	15=(11+12+13+14)	16	17	18	19	20=(16+17+18+19)	21=(5-10)	22=(10-15)	23	24
I. Continuing Appropriations		73,030,399.00	0.00	73,030,399.00	73,030,399.00	0.00	0.00	0.00	73,030,399.00	748,979.00	0.00	0.00	0.00	748,979.00	745,250.00	0.00	0.00	0.00	745,250.00	0.00	72,281,420.00	3,729.00	0.00
I. Agency Specific Budget		73,030,399.00	0.00	73,030,399.00	73,030,399.00	0.00	0.00	0.00	73,030,399.00	748,979.00	0.00	0.00	0.00	748,979.00	745,250.00	0.00	0.00	0.00	745,250.00	0.00	72,281,420.00	3,729.00	0.00
General Administration and Support	1000000000000000	44,997,987.00	0.00	44,997,987.00	44,997,987.00	0.00	0.00	0.00	44,997,987.00	748,979.00	0.00	0.00	0.00	748,979.00	745,250.00	0.00	0.00	0.00	745,250.00	0.00	44,249,008.00	3,729.00	0.00
General Management and Supervision	100000100001000	44,997,987.00	0.00	44,997,987.00	44,997,987.00	0.00	0.00	0.00	44,997,987.00	748,979.00	0.00	0.00	0.00	748,979.00	745,250.00	0.00	0.00	0.00	745,250.00	0.00	44,249,008.00	3,729.00	0.00
MOOE		40,345,001.00	0.00	40,345,001.00	40,345,001.00	0.00	0.00	0.00	40,345,001.00	748,979.00	0.00	0.00	0.00	748,979.00	745,250.00	0.00	0.00	0.00	745,250.00	0.00	39,596,022.00	3,729.00	0.00
CO		4,652,986.00	0.00	4,652,986.00	4,652,986.00	0.00	0.00	0.00	4,652,986.00	0.00	0.00	0.00	0.00	0.00	0.00	0.00	0.00	0.00	0.00	0.00	4,652,986.00	0.00	0.00
Sub-Total, General Administration and Support		44,997,987.00	0.00	44,997,987.00	44,997,987.00	0.00	0.00	0.00	44,997,987.00	748,979.00	0.00	0.00	0.00	748,979.00	745,250.00	0.00	0.00	0.00	745,250.00	0.00	44,249,008.00	3,729.00	0.00
PS		0.00	0.00	0.00	0.00	0.00	0.00	0.00	0.00	0.00	0.00	0.00	0.00	0.00	0.00	0.00	0.00	0.00	0.00	0.00	0.00	0.00	0.00
MOOE		40,345,001.00	0.00	40,345,001.00	40,345,001.00	0.00	0.00	0.00	40,345,001.00	748,979.00	0.00	0.00	0.00	748,979.00	745,250.00	0.00	0.00	0.00	745,250.00	0.00	39,596,022.00	3,729.00	0.00
FinEx (if Applicable)		0.00	0.00	0.00	0.00	0.00	0.00	0.00	0.00	0.00	0.00	0.00	0.00	0.00	0.00	0.00	0.00	0.00	0.00	0.00	0.00	0.00	0.00
CO		4,652,986.00	0.00	4,652,986.00	4,652,986.00	0.00	0.00	0.00	4,652,986.00	0.00	0.00	0.00	0.00	0.00	0.00	0.00	0.00	0.00	0.00	0.00	4,652,986.00	0.00	0.00
Operations	3000000000000000	28,032,412.00	0.00	28,032,412.00	28,032,412.00	0.00	0.00	0.00	28,032,412.00	0.00	0.00	0.00	0.00	0.00	0.00	0.00	0.00	0.00	0.00	0.00	28,032,412.00	0.00	0.00
OO: Quality and reliability of electricity supply, and reasonable pricing ensured		28,032,412.00	0.00	28,032,412.00	28,032,412.00	0.00	0.00	0.00	28,032,412.00	0.00	0.00	0.00	0.00	0.00	0.00	0.00	0.00	0.00	0.00	0.00	28,032,412.00	0.00	0.00
ELECTRIC POWER INDUSTRY REGULATORY PROGRAM		28,032,412.00	0.00	28,032,412.00	28,032,412.00	0.00	0.00	0.00	28,032,412.00	0.00	0.00	0.00	0.00	0.00	0.00	0.00	0.00	0.00	0.00	0.00	28,032,412.00	0.00	0.00
Regulation of energy related industries through screening and registration	310100100001000	12,170,792.00	0.00	12,170,792.00	12,170,792.00	0.00	0.00	0.00	12,170,792.00	0.00	0.00	0.00	0.00	0.00	0.00	0.00	0.00	0.00	0.00	0.00	12,170,792.00	0.00	0.00
MOOE		10,033,792.00	0.00	10,033,792.00	10,033,792.00	0.00	0.00	0.00	10,033,792.00	0.00	0.00	0.00	0.00	0.00	0.00	0.00	0.00	0.00	0.00	0.00	10,033,792.00	0.00	0.00
CO		2,137,000.00	0.00	2,137,000.00	2,137,000.00	0.00	0.00	0.00	2,137,000.00	0.00	0.00	0.00	0.00	0.00	0.00	0.00	0.00	0.00	0.00	0.00	2,137,000.00	0.00	0.00
Enforcement of rules and regulations	310100100002000	884,547.00	0.00	884,547.00	884,547.00	0.00	0.00	0.00	884,547.00	0.00	0.00	0.00	0.00	0.00	0.00	0.00	0.00	0.00	0.00	0.00	884,547.00	0.00	0.00
MOOE		884,547.00	0.00	884,547.00	884,547.00	0.00	0.00	0.00	884,547.00	0.00	0.00	0.00	0.00	0.00	0.00	0.00	0.00	0.00	0.00	0.00	884,547.00	0.00	0.00
Monitoring of regulated entities	310100100003000	154,941.00	0.00	154,941.00	154,941.00	0.00	0.00	0.00	154,941.00	0.00	0.00	0.00	0.00	0.00	0.00	0.00	0.00	0.00	0.00	0.00	154,941.00	0.00	0.00
MOOE		154,941.00	0.00	154,941.00	154,941.00	0.00	0.00	0.00	154,941.00	0.00	0.00	0.00	0.00	0.00	0.00	0.00	0.00	0.00	0.00	0.00	154,941.00	0.00	0.00
Consumer Education and Protection Program	310100100004000	14,822,132.00	0.00	14,822,132.00	14,822,132.00	0.00	0.00	0.00	14,822,132.00	0.00	0.00	0.00	0.00	0.00	0.00	0.00	0.00	0.00	0.00	0.00	14,822,132.00	0.00	0.00
MOOE		230,859.00	0.00	230,859.00	230,859.00	0.00	0.00	0.00	230,859.00	0.00	0.00	0.00	0.00	0.00	0.00	0.00	0.00	0.00	0.00	0.00	230,859.00	0.00	0.00
CO		14,591,273.00	0.00	14,591,273.00	14,591,273.00	0.00	0.00	0.00	14,591,273.00	0.00	0.00	0.00	0.00	0.00	0.00	0.00	0.00	0.00	0.00	0.00	14,591,273.00	0.00	0.00


Department: Other Executive Offices
 Agency: Energy Regulatory Commission
 Operating Unit: < not applicable >
 Organization Code (UACS) : 26 008 0000000
 Fund Cluster: 01 Regular Agency Fund


	Current Year Appropriations
	Supplemental Appropriations
X	Continuing Appropriations


(e.g. UACS Fund Cluster: 01-Regular Agency Fund, 02-Foreign Assisted Projects Fund, 03-Special Account-Locally Funded/Domestic Grants Fund, and 04-Special Account-Foreign Assisted/Foreign Grants Fund)

Particulars	UACS CODE	Appropriations			Allotments			Current Year Obligations					Current Year Disbursements					Balances						
		Authorized Appropriations	Adjustments (Transfer To/From, Realignment)	Adjusted Appropriations	Allotments Received	Adjustments (Withdrawal, Realignment)	Transfer To	Transfer From	Adjusted Total Allotments	1st Quarter Ending March 31	2nd Quarter Ending June 30	3rd Quarter Ending Sept. 30	4th Quarter Ending Dec. 31	TOTAL	1st Quarter Ending March 31	2nd Quarter Ending June 30	3rd Quarter Ending Sept. 30	4th Quarter Ending Dec. 31	TOTAL	Unreleased Appro	Unobligated Allotments	Unpaid Obligations		
																						Due and Demandable	Not Yet Due and Demandable	
1	2	3	4	5=(3+4)	6	7	8	9	10=[(6+(-)7)-8+9]	11	12	13	14	15=(11+12+13+14)	16	17	18	19	20=(16+17+18+19)	21=(5-10)	22=(10-15)	23	24	
Sub-Total, Operations		28,032,412.00	0.00	28,032,412.00	28,032,412.00	0.00	0.00	0.00	28,032,412.00	0.00	0.00	0.00	0.00	0.00	0.00	0.00	0.00	0.00	0.00	0.00	0.00	28,032,412.00	0.00	0.00
PS		0.00	0.00	0.00	0.00	0.00	0.00	0.00	0.00	0.00	0.00	0.00	0.00	0.00	0.00	0.00	0.00	0.00	0.00	0.00	0.00	0.00	0.00	0.00
MOOE		11,304,139.00	0.00	11,304,139.00	11,304,139.00	0.00	0.00	0.00	11,304,139.00	0.00	0.00	0.00	0.00	0.00	0.00	0.00	0.00	0.00	0.00	0.00	0.00	11,304,139.00	0.00	0.00
FinEx (if Applicable)		0.00	0.00	0.00	0.00	0.00	0.00	0.00	0.00	0.00	0.00	0.00	0.00	0.00	0.00	0.00	0.00	0.00	0.00	0.00	0.00	0.00	0.00	0.00
CO		16,728,273.00	0.00	16,728,273.00	16,728,273.00	0.00	0.00	0.00	16,728,273.00	0.00	0.00	0.00	0.00	0.00	0.00	0.00	0.00	0.00	0.00	0.00	0.00	16,728,273.00	0.00	0.00
III. Unobligated Allotment Balances pursuant to RA Nos. 11519 and 11520		0.00	0.00	0.00	0.00	0.00	0.00	0.00	0.00	0.00	0.00	0.00	0.00	0.00	0.00	0.00	0.00	0.00	0.00	0.00	0.00	0.00	0.00	0.00
CO		0.00	0.00	0.00	0.00	0.00	0.00	0.00	0.00	0.00	0.00	0.00	0.00	0.00	0.00	0.00	0.00	0.00	0.00	0.00	0.00	0.00	0.00	0.00
GRAND TOTAL		73,030,399.00	0.00	73,030,399.00	73,030,399.00	0.00	0.00	0.00	73,030,399.00	748,979.00	0.00	0.00	0.00	748,979.00	745,250.00	0.00	0.00	0.00	745,250.00	0.00	72,281,420.00	3,729.00	0.00	0.00
PS		0.00	0.00	0.00	0.00	0.00	0.00	0.00	0.00	0.00	0.00	0.00	0.00	0.00	0.00	0.00	0.00	0.00	0.00	0.00	0.00	0.00	0.00	0.00
MOOE		51,649,140.00	0.00	51,649,140.00	51,649,140.00	0.00	0.00	0.00	51,649,140.00	748,979.00	0.00	0.00	0.00	748,979.00	745,250.00	0.00	0.00	0.00	745,250.00	0.00	50,900,161.00	3,729.00	0.00	0.00
FinEx (if Applicable)		0.00	0.00	0.00	0.00	0.00	0.00	0.00	0.00	0.00	0.00	0.00	0.00	0.00	0.00	0.00	0.00	0.00	0.00	0.00	0.00	0.00	0.00	0.00
CO		21,381,259.00	0.00	21,381,259.00	21,381,259.00	0.00	0.00	0.00	21,381,259.00	0.00	0.00	0.00	0.00	0.00	0.00	0.00	0.00	0.00	0.00	0.00	21,381,259.00	0.00	0.00	0.00


 RAY, ZIERLA MARIE SO
 Chief Budget Division
 Date: 2021-04-29 11:04:51


 BENIGNO EMIL YAMBAL
 Chief Accounting Division
 Date: 2021-04-29 11:04:51


 MANROSING, JUDITH LASAM
 OIC, Director III
 Date:


 DEVANABERA, AGNES VST
 Chairperson and CEO
 Date:

