

STATEMENT OF APPROPRIATIONS, ALLOTMENTS, OBLIGATIONS, DISBURSEMENTS AND BALANCES
As at the Quarter Ending September 30, 2021

Department: Other Executive Offices
 Agency: Energy Regulatory Commission
 Operating Unit: < not applicable >
 Organization Code (UACS) : 26 008 0000000
 Fund Cluster: 01 Regular Agency Fund

	Current Year Appropriations
	Supplemental Appropriations
X	Continuing Appropriations

(e.g. UACS Fund Cluster: 01-Regular Agency Fund, 02-Foreign Assisted Projects Fund, 03-Special Account-Locally Funded/Domestic Grants Fund, and 04-Special Account-Foreign Assisted/Foreign Grants Fund)

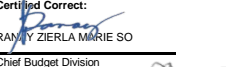
Particulars	UACS CODE	Appropriations			Allotments			Current Year Obligations					Current Year Disbursements					Balances						
		Authorized Appropriations	Adjustments (Transfer To/From, Reassignment)	Adjusted Appropriations	Allotments Received	Adjustments (Withdrawal, Reassignment)	Transfer To	Transfer From	Adjusted Total Allotments	1st Quarter Ending March 31	2nd Quarter Ending June 30	3rd Quarter Ending Sept. 30	4th Quarter Ending Dec. 31	TOTAL	1st Quarter Ending March 31	2nd Quarter Ending June 30	3rd Quarter Ending Sept. 30	4th Quarter Ending Dec. 31	TOTAL	Unreleased Appro	Unobligated Allotments	Unpaid Obligations		
		3	4	5=(3+4)	6	7	8	9	10=(6+(-7)-8+9)	11	12	13	14	15=(11+12+13+14)	16	17	18	19	20=(16+17+18+19)	21=(5-10)	22=(10-15)	23	24	
I. Continuing Appropriations		386,986,324.00	0.00	386,986,324.00	74,448,324.00	0.00	0.00	0.00	74,448,324.00	748,979.00	25,755,141.00	12,184,014.00	0.00	38,688,134.00	745,250.00	18,458,549.00	11,549,919.00	0.00	30,753,718.00	312,538,000.00	35,760,190.00	7,934,416.00	0.00	
I. Agency Specific Budget		386,555,840.00	0.00	386,555,840.00	74,017,840.00	0.00	0.00	0.00	74,017,840.00	748,979.00	25,755,141.00	12,184,014.00	0.00	38,688,134.00	745,250.00	18,458,549.00	11,549,919.00	0.00	30,753,718.00	312,538,000.00	35,329,706.00	7,934,416.00	0.00	
General Administration and Support	1000000000000000	156,923,209.00	0.00	156,923,209.00	45,165,209.00	0.00	0.00	0.00	45,165,209.00	748,979.00	21,945,269.00	8,035,014.00	0.00	30,729,262.00	745,250.00	16,321,549.00	9,877,047.00	0.00	26,943,846.00	111,758,000.00	14,435,947.00	3,785,416.00	0.00	
General Management and Supervision	100000100001000	156,923,209.00	0.00	156,923,209.00	45,165,209.00	0.00	0.00	0.00	45,165,209.00	748,979.00	21,945,269.00	8,035,014.00	0.00	30,729,262.00	745,250.00	16,321,549.00	9,877,047.00	0.00	26,943,846.00	111,758,000.00	14,435,947.00	3,785,416.00	0.00	
PS		167,222.00	0.00	167,222.00	167,222.00	0.00	0.00	0.00	167,222.00	0.00	0.00	0.00	0.00	0.00	0.00	0.00	0.00	0.00	0.00	0.00	0.00	167,222.00	0.00	0.00
MOOE		122,543,001.00	0.00	122,543,001.00	40,345,001.00	0.00	0.00	0.00	40,345,001.00	748,979.00	19,792,885.00	8,035,014.00	0.00	28,576,878.00	745,250.00	14,169,165.00	9,877,047.00	0.00	24,791,462.00	82,198,000.00	11,768,123.00	3,785,416.00	0.00	
CO		34,212,986.00	0.00	34,212,986.00	4,652,986.00	0.00	0.00	0.00	4,652,986.00	0.00	2,152,384.00	0.00	0.00	2,152,384.00	0.00	2,152,384.00	0.00	0.00	2,152,384.00	29,560,000.00	2,500,602.00	0.00	0.00	
Sub-Total, General Administration and Support		156,923,209.00	0.00	156,923,209.00	45,165,209.00	0.00	0.00	0.00	45,165,209.00	748,979.00	21,945,269.00	8,035,014.00	0.00	30,729,262.00	745,250.00	16,321,549.00	9,877,047.00	0.00	26,943,846.00	111,758,000.00	14,435,947.00	3,785,416.00	0.00	
PS		167,222.00	0.00	167,222.00	167,222.00	0.00	0.00	0.00	167,222.00	0.00	0.00	0.00	0.00	0.00	0.00	0.00	0.00	0.00	0.00	0.00	0.00	167,222.00	0.00	0.00
MOOE		122,543,001.00	0.00	122,543,001.00	40,345,001.00	0.00	0.00	0.00	40,345,001.00	748,979.00	19,792,885.00	8,035,014.00	0.00	28,576,878.00	745,250.00	14,169,165.00	9,877,047.00	0.00	24,791,462.00	82,198,000.00	11,768,123.00	3,785,416.00	0.00	
FinEx (if Applicable)		0.00	0.00	0.00	0.00	0.00	0.00	0.00	0.00	0.00	0.00	0.00	0.00	0.00	0.00	0.00	0.00	0.00	0.00	0.00	0.00	0.00	0.00	0.00
CO		34,212,986.00	0.00	34,212,986.00	4,652,986.00	0.00	0.00	0.00	4,652,986.00	0.00	2,152,384.00	0.00	0.00	2,152,384.00	0.00	2,152,384.00	0.00	0.00	2,152,384.00	29,560,000.00	2,500,602.00	0.00	0.00	
Operations	3000000000000000	229,632,631.00	0.00	229,632,631.00	28,852,631.00	0.00	0.00	0.00	28,852,631.00	0.00	3,809,872.00	4,149,000.00	0.00	7,958,872.00	0.00	2,137,000.00	1,672,872.00	0.00	3,809,872.00	200,780,000.00	20,893,759.00	4,149,000.00	0.00	
OO : Quality and reliability of electricity supply, and reasonable		229,632,631.00	0.00	229,632,631.00	28,852,631.00	0.00	0.00	0.00	28,852,631.00	0.00	3,809,872.00	4,149,000.00	0.00	7,958,872.00	0.00	2,137,000.00	1,672,872.00	0.00	3,809,872.00	200,780,000.00	20,893,759.00	4,149,000.00	0.00	
ELECTRIC POWER INDUSTRY REGULATORY PROGRAM		229,632,631.00	0.00	229,632,631.00	28,852,631.00	0.00	0.00	0.00	28,852,631.00	0.00	3,809,872.00	4,149,000.00	0.00	7,958,872.00	0.00	2,137,000.00	1,672,872.00	0.00	3,809,872.00	200,780,000.00	20,893,759.00	4,149,000.00	0.00	
Regulation of energy related industries through screening and registration	310100100001000	201,925,794.00	0.00	201,925,794.00	12,232,794.00	0.00	0.00	0.00	12,232,794.00	0.00	2,137,000.00	0.00	0.00	2,137,000.00	0.00	2,137,000.00	0.00	0.00	2,137,000.00	189,693,000.00	10,095,794.00	0.00	0.00	
PS		62,002.00	0.00	62,002.00	62,002.00	0.00	0.00	0.00	62,002.00	0.00	0.00	0.00	0.00	0.00	0.00	0.00	0.00	0.00	0.00	0.00	62,002.00	0.00	0.00	0.00
MOOE		199,726,792.00	0.00	199,726,792.00	10,033,792.00	0.00	0.00	0.00	10,033,792.00	0.00	0.00	0.00	0.00	0.00	0.00	0.00	0.00	0.00	0.00	189,693,000.00	10,033,792.00	0.00	0.00	
CO		2,137,000.00	0.00	2,137,000.00	2,137,000.00	0.00	0.00	0.00	2,137,000.00	0.00	2,137,000.00	0.00	0.00	2,137,000.00	0.00	2,137,000.00	0.00	0.00	2,137,000.00	0.00	0.00	0.00	0.00	
Enforcement of rules and regulations	310100100002000	884,547.00	0.00	884,547.00	884,547.00	0.00	0.00	0.00	884,547.00	0.00	0.00	0.00	0.00	0.00	0.00	0.00	0.00	0.00	0.00	0.00	884,547.00	0.00	0.00	0.00
MOOE		884,547.00	0.00	884,547.00	884,547.00	0.00	0.00	0.00	884,547.00	0.00	0.00	0.00	0.00	0.00	0.00	0.00	0.00	0.00	0.00	0.00	884,547.00	0.00	0.00	0.00
Monitoring of regulated entities	310100100003000	1,595,768.00	0.00	1,595,768.00	526,768.00	0.00	0.00	0.00	526,768.00	0.00	0.00	0.00	0.00	0.00	0.00	0.00	0.00	0.00	0.00	1,069,000.00	526,768.00	0.00	0.00	
PS		371,827.00	0.00	371,827.00	371,827.00	0.00	0.00	0.00	371,827.00	0.00	0.00	0.00	0.00	0.00	0.00	0.00	0.00	0.00	0.00	0.00	371,827.00	0.00	0.00	0.00
MOOE		1,223,941.00	0.00	1,223,941.00	154,941.00	0.00	0.00	0.00	154,941.00	0.00	0.00	0.00	0.00	0.00	0.00	0.00	0.00	0.00	0.00	1,069,000.00	154,941.00	0.00	0.00	
Consumer Education and Protection Program	310100100004000	25,226,522.00	0.00	25,226,522.00	15,208,522.00	0.00	0.00	0.00	15,208,522.00	0.00	1,672,872.00	4,149,000.00	0.00	5,821,872.00	0.00	0.00	1,672,872.00	0.00	1,672,872.00	10,018,000.00	9,386,650.00	4,149,000.00	0.00	
PS		386,390.00	0.00	386,390.00	386,390.00	0.00	0.00	0.00	386,390.00	0.00	0.00	0.00	0.00	0.00	0.00	0.00	0.00	0.00	0.00	0.00	386,390.00	0.00	0.00	0.00


Department: Other Executive Offices
 Agency: Energy Regulatory Commission
 Operating Unit: < not applicable >
 Organization Code (UACS) : 26 008 0000000
 Fund Cluster: 01 Regular Agency Fund

	Current Year Appropriations
	Supplemental Appropriations
X	Continuing Appropriations

(e.g. UACS Fund Cluster: 01-Regular Agency Fund, 02-Foreign Assisted Projects Fund, 03-Special Account-Locally Funded/Domestic Grants Fund, and 04-Special Account-Foreign Assisted/Foreign Grants Fund)


Particulars	UACS CODE	Appropriations			Allotments			Current Year Obligations						Current Year Disbursements					Balances						
		Authorized Appropriations	Adjustments (Transfer To/From, Realignment)	Adjusted Appropriations	Allotments Received	Adjustments (Withdrawal, Realignment)	Transfer To	Transfer From	Adjusted Total Allotments	1st Quarter Ending March 31	2nd Quarter Ending June 30	3rd Quarter Ending Sept. 30	4th Quarter Ending Dec. 31	TOTAL	1st Quarter Ending March 31	2nd Quarter Ending June 30	3rd Quarter Ending Sept. 30	4th Quarter Ending Dec. 31	TOTAL	Unreleased Appro	Unobligated Allotments	Unpaid Obligations			
		3	4	5=(3+4)	6	7	8	9	10=(6+(-)7)-8+9	11	12	13	14	15=(11+12+13+14)	16	17	18	19	20=(16+17+18+19)	21=(5-10)	22=(10-15)	23	24		
MOOE		10,248,859.00	0.00	10,248,859.00	230,859.00	0.00	0.00	0.00	230,859.00	0.00	0.00	0.00	0.00	0.00	0.00	0.00	0.00	0.00	0.00	0.00	10,018,000.00	230,859.00	0.00	0.00	
CO		14,591,273.00	0.00	14,591,273.00	14,591,273.00	0.00	0.00	0.00	14,591,273.00	0.00	1,672,872.00	4,149,000.00	0.00	5,821,872.00	0.00	0.00	1,672,872.00	0.00	1,672,872.00	0.00	0.00	8,769,401.00	4,149,000.00	0.00	0.00
Sub-Total, Operations		229,632,631.00	0.00	229,632,631.00	28,852,631.00	0.00	0.00	0.00	28,852,631.00	0.00	3,809,872.00	4,149,000.00	0.00	7,958,872.00	0.00	2,137,000.00	1,672,872.00	0.00	3,809,872.00	0.00	200,780,000.00	20,893,759.00	4,149,000.00	0.00	
PS		820,219.00	0.00	820,219.00	820,219.00	0.00	0.00	0.00	820,219.00	0.00	0.00	0.00	0.00	0.00	0.00	0.00	0.00	0.00	0.00	0.00	0.00	820,219.00	0.00	0.00	0.00
MOOE		212,084,139.00	0.00	212,084,139.00	11,304,139.00	0.00	0.00	0.00	11,304,139.00	0.00	0.00	0.00	0.00	0.00	0.00	0.00	0.00	0.00	0.00	0.00	200,780,000.00	11,304,139.00	0.00	0.00	
FinEx (if Applicable)		0.00	0.00	0.00	0.00	0.00	0.00	0.00	0.00	0.00	0.00	0.00	0.00	0.00	0.00	0.00	0.00	0.00	0.00	0.00	0.00	0.00	0.00	0.00	0.00
CO		16,728,273.00	0.00	16,728,273.00	16,728,273.00	0.00	0.00	0.00	16,728,273.00	0.00	3,809,872.00	4,149,000.00	0.00	7,958,872.00	0.00	2,137,000.00	1,672,872.00	0.00	3,809,872.00	0.00	0.00	8,769,401.00	4,149,000.00	0.00	0.00
II. Special Purpose Fund		430,484.00	0.00	430,484.00	430,484.00	0.00	0.00	0.00	430,484.00	0.00	0.00	0.00	0.00	0.00	0.00	0.00	0.00	0.00	0.00	0.00	0.00	430,484.00	0.00	0.00	0.00
General Administration and Support	1000000000000000	430,484.00	0.00	430,484.00	430,484.00	0.00	0.00	0.00	430,484.00	0.00	0.00	0.00	0.00	0.00	0.00	0.00	0.00	0.00	0.00	0.00	0.00	430,484.00	0.00	0.00	0.00
General Management and Supervision	100000100001000	430,484.00	0.00	430,484.00	430,484.00	0.00	0.00	0.00	430,484.00	0.00	0.00	0.00	0.00	0.00	0.00	0.00	0.00	0.00	0.00	0.00	0.00	430,484.00	0.00	0.00	0.00
PS		430,484.00	0.00	430,484.00	430,484.00	0.00	0.00	0.00	430,484.00	0.00	0.00	0.00	0.00	0.00	0.00	0.00	0.00	0.00	0.00	0.00	0.00	430,484.00	0.00	0.00	0.00
Sub-Total, General Administration and Support		430,484.00	0.00	430,484.00	430,484.00	0.00	0.00	0.00	430,484.00	0.00	0.00	0.00	0.00	0.00	0.00	0.00	0.00	0.00	0.00	0.00	0.00	430,484.00	0.00	0.00	0.00
PS		430,484.00	0.00	430,484.00	430,484.00	0.00	0.00	0.00	430,484.00	0.00	0.00	0.00	0.00	0.00	0.00	0.00	0.00	0.00	0.00	0.00	0.00	430,484.00	0.00	0.00	0.00
MOOE		0.00	0.00	0.00	0.00	0.00	0.00	0.00	0.00	0.00	0.00	0.00	0.00	0.00	0.00	0.00	0.00	0.00	0.00	0.00	0.00	0.00	0.00	0.00	0.00
FinEx (if Applicable)		0.00	0.00	0.00	0.00	0.00	0.00	0.00	0.00	0.00	0.00	0.00	0.00	0.00	0.00	0.00	0.00	0.00	0.00	0.00	0.00	0.00	0.00	0.00	0.00
CO		0.00	0.00	0.00	0.00	0.00	0.00	0.00	0.00	0.00	0.00	0.00	0.00	0.00	0.00	0.00	0.00	0.00	0.00	0.00	0.00	0.00	0.00	0.00	0.00
III. Unobligated Allotment Balances pursuant to RA Nos. 11519 and		0.00	0.00	0.00	0.00	0.00	0.00	0.00	0.00	0.00	0.00	0.00	0.00	0.00	0.00	0.00	0.00	0.00	0.00	0.00	0.00	0.00	0.00	0.00	0.00
CO		0.00	0.00	0.00	0.00	0.00	0.00	0.00	0.00	0.00	0.00	0.00	0.00	0.00	0.00	0.00	0.00	0.00	0.00	0.00	0.00	0.00	0.00	0.00	0.00
GRAND TOTAL		386,986,324.00	0.00	386,986,324.00	74,448,324.00	0.00	0.00	0.00	74,448,324.00	748,979.00	25,755,141.00	12,184,014.00	0.00	38,688,134.00	745,250.00	18,458,549.00	11,549,919.00	0.00	30,753,718.00	312,538,000.00	35,760,190.00	7,934,416.00	0.00	0.00	0.00
PS		1,417,925.00	0.00	1,417,925.00	1,417,925.00	0.00	0.00	0.00	1,417,925.00	0.00	0.00	0.00	0.00	0.00	0.00	0.00	0.00	0.00	0.00	0.00	1,417,925.00	0.00	0.00	0.00	0.00
MOOE		334,627,140.00	0.00	334,627,140.00	51,649,140.00	0.00	0.00	0.00	51,649,140.00	748,979.00	19,792,885.00	8,035,014.00	0.00	28,576,878.00	745,250.00	14,169,165.00	9,877,047.00	0.00	24,791,462.00	282,978,000.00	23,072,262.00	3,785,416.00	0.00	0.00	0.00
FinEx (if Applicable)		0.00	0.00	0.00	0.00	0.00	0.00	0.00	0.00	0.00	0.00	0.00	0.00	0.00	0.00	0.00	0.00	0.00	0.00	0.00	0.00	0.00	0.00	0.00	0.00
CO		50,941,259.00	0.00	50,941,259.00	21,381,259.00	0.00	0.00	0.00	21,381,259.00	0.00	5,962,256.00	4,149,000.00	0.00	10,111,256.00	0.00	4,289,384.00	1,672,872.00	0.00	5,962,256.00	29,560,000.00	11,270,003.00	4,149,000.00	0.00	0.00	0.00

Certified Correct:

 RANLY ZIERLA MARIE SO
 Chief Budget Division
 Date: 2021-10-28 15:48:13

Certified Correct:

 NALUS BERGNO EMIL YAMBAO
 Chief Accounting Division/Section
 Date: 2021-10-28 15:48:13

Recommending Approval:

 MANGOSING JUDITH LASAM
 OIC Director FAS
 Date: 2021-10-28 15:51:30

Approved by:

 DEVANADARA KGNES VST
 Chairperson and CEO
 Date: 2021-10-28 15:58:55

