

STATEMENT OF APPROPRIATIONS, ALLOTMENTS, OBLIGATIONS, DISBURSEMENTS AND BALANCES

As at the Quarter Ending March 31, 2021

Department : Other Executive Offices
 Agency/Entity : Energy Regulatory Commission
 Operating Unit : < not applicable >
 Organization Code (UACS) : 26 008 0000000
 Fund Cluster : 01 Regular Agency Fund

X	Current Year Appropriations
	Supplemental Appropriations
	Continuing Appropriations

(e.g. UACS Fund Cluster: 01-Regular Agency Fund, 02-Foreign Assisted Projects Fund, 03-Special Account-Locally Funded/Domestic Grants Fund, and 04-Special Account-Foreign Assisted/Foreign Grants Fund)

Particulars	UACS CODE	Appropriations			Allotments			Current Year Obligations					Current Year Disbursements					Balances					
		Authorized Appropriations	Adjustments (Transfer To/From, Modifications/)	Adjusted Appropriations	Allotments Received	Adjustments (Reductions, Modifications/)	Transfer To	Transfer From	Adjusted Total Allotments	1st Quarter Ending March 31	2nd Quarter Ending June 30	3rd Quarter Ending Sept. 30	4th Quarter Ending Dec. 31	TOTAL	1st Quarter Ending March 31	2nd Quarter Ending June 30	3rd Quarter Ending Sept. 30	4th Quarter Ending Dec. 31	TOTAL	Unreleased Appro	Unobligated Allotments	Unpaid Obligations	
																						Due and Demandable	Not Yet Due and Demandable
1	2	3	4	5=(3+4)	6	7	8	9	10=[(6+(-)7)-8+9]	11	12	13	14	15=(11+12+13+14)	16	17	18	19	20=(16+17+18+19)	21	22	23	24
I. Agency Specific Budget		1,006,769,000.00	0.00	1,006,769,000.00	1,006,769,000.00	0.00	0.00	0.00	1,006,769,000.00	108,428,703.00	0.00	0.00	0.00	108,428,703.00	82,374,468.00	0.00	0.00	0.00	82,374,468.00	0.00	898,340,297.00	26,054,235.00	0.00
General Administration and Support	1000000000000000	489,248,000.00	0.00	489,248,000.00	489,248,000.00	0.00	0.00	0.00	489,248,000.00	67,081,388.00	0.00	0.00	0.00	67,081,388.00	47,388,173.00	0.00	0.00	0.00	47,388,173.00	0.00	422,166,612.00	19,693,215.00	0.00
General Management and Supervision	100000100001000	489,248,000.00	0.00	489,248,000.00	489,248,000.00	0.00	0.00	0.00	489,248,000.00	67,081,388.00	0.00	0.00	0.00	67,081,388.00	47,388,173.00	0.00	0.00	0.00	47,388,173.00	0.00	422,166,612.00	19,693,215.00	0.00
FS		102,385,000.00	0.00	102,385,000.00	102,385,000.00	0.00	0.00	0.00	102,385,000.00	25,997,410.00	0.00	0.00	0.00	25,997,410.00	21,596,996.00	0.00	0.00	0.00	21,596,996.00	0.00	76,387,590.00	4,400,414.00	0.00
MOOE		332,757,000.00	0.00	332,757,000.00	332,757,000.00	0.00	0.00	0.00	332,757,000.00	41,083,978.00	0.00	0.00	0.00	41,083,978.00	25,791,177.00	0.00	0.00	0.00	25,791,177.00	0.00	291,673,022.00	15,292,801.00	0.00
CO		54,106,000.00	0.00	54,106,000.00	54,106,000.00	0.00	0.00	0.00	54,106,000.00	0.00	0.00	0.00	0.00	0.00	0.00	0.00	0.00	0.00	0.00	0.00	54,106,000.00	0.00	0.00
Sub-Total, General Administration and Support		489,248,000.00	0.00	489,248,000.00	489,248,000.00	0.00	0.00	0.00	489,248,000.00	67,081,388.00	0.00	0.00	0.00	67,081,388.00	47,388,173.00	0.00	0.00	0.00	47,388,173.00	0.00	422,166,612.00	19,693,215.00	0.00
FS		102,385,000.00	0.00	102,385,000.00	102,385,000.00	0.00	0.00	0.00	102,385,000.00	25,997,410.00	0.00	0.00	0.00	25,997,410.00	21,596,996.00	0.00	0.00	0.00	21,596,996.00	0.00	76,387,590.00	4,400,414.00	0.00
MOOE		332,757,000.00	0.00	332,757,000.00	332,757,000.00	0.00	0.00	0.00	332,757,000.00	41,083,978.00	0.00	0.00	0.00	41,083,978.00	25,791,177.00	0.00	0.00	0.00	25,791,177.00	0.00	291,673,022.00	15,292,801.00	0.00
FinEx (if Applicable)		0.00	0.00	0.00	0.00	0.00	0.00	0.00	0.00	0.00	0.00	0.00	0.00	0.00	0.00	0.00	0.00	0.00	0.00	0.00	0.00	0.00	0.00
CO		54,106,000.00	0.00	54,106,000.00	54,106,000.00	0.00	0.00	0.00	54,106,000.00	0.00	0.00	0.00	0.00	0.00	0.00	0.00	0.00	0.00	0.00	0.00	54,106,000.00	0.00	0.00
Operations	3000000000000000	517,521,000.00	0.00	517,521,000.00	517,521,000.00	0.00	0.00	0.00	517,521,000.00	41,347,315.00	0.00	0.00	0.00	41,347,315.00	34,986,295.00	0.00	0.00	0.00	34,986,295.00	0.00	476,173,685.00	6,361,020.00	0.00
OO : Quality and reliability of electricity supply, and reasonable pricing ensured		517,521,000.00	0.00	517,521,000.00	517,521,000.00	0.00	0.00	0.00	517,521,000.00	41,347,315.00	0.00	0.00	0.00	41,347,315.00	34,986,295.00	0.00	0.00	0.00	34,986,295.00	0.00	476,173,685.00	6,361,020.00	0.00
ELECTRIC POWER INDUSTRY REGULATORY PROGRAM		517,521,000.00	0.00	517,521,000.00	517,521,000.00	0.00	0.00	0.00	517,521,000.00	41,347,315.00	0.00	0.00	0.00	41,347,315.00	34,986,295.00	0.00	0.00	0.00	34,986,295.00	0.00	476,173,685.00	6,361,020.00	0.00
Regulation of energy related industries through screening and registration	310100100001000	303,749,000.00	0.00	303,749,000.00	303,749,000.00	0.00	0.00	0.00	303,749,000.00	12,720,969.00	0.00	0.00	0.00	12,720,969.00	10,910,612.00	0.00	0.00	0.00	10,910,612.00	0.00	291,028,031.00	1,810,357.00	0.00
FS		36,472,000.00	0.00	36,472,000.00	36,472,000.00	0.00	0.00	0.00	36,472,000.00	9,010,653.00	0.00	0.00	0.00	9,010,653.00	7,451,001.00	0.00	0.00	0.00	7,451,001.00	0.00	27,461,347.00	1,559,652.00	0.00
MOOE		263,877,000.00	0.00	263,877,000.00	263,877,000.00	0.00	0.00	0.00	263,877,000.00	3,710,316.00	0.00	0.00	0.00	3,710,316.00	3,459,611.00	0.00	0.00	0.00	3,459,611.00	0.00	260,166,684.00	250,705.00	0.00
CO		3,400,000.00	0.00	3,400,000.00	3,400,000.00	0.00	0.00	0.00	3,400,000.00	0.00	0.00	0.00	0.00	0.00	0.00	0.00	0.00	0.00	0.00	0.00	3,400,000.00	0.00	0.00
Enforcement of rules and regulations	310100100002000	31,496,000.00	0.00	31,496,000.00	31,496,000.00	0.00	0.00	0.00	31,496,000.00	6,585,651.00	0.00	0.00	0.00	6,585,651.00	5,424,669.00	0.00	0.00	0.00	5,424,669.00	0.00	24,910,349.00	1,160,982.00	0.00
FS		23,674,000.00	0.00	23,674,000.00	23,674,000.00	0.00	0.00	0.00	23,674,000.00	6,023,588.00	0.00	0.00	0.00	6,023,588.00	4,862,606.00	0.00	0.00	0.00	4,862,606.00	0.00	17,650,412.00	1,160,982.00	0.00
MOOE		7,822,000.00	0.00	7,822,000.00	7,822,000.00	0.00	0.00	0.00	7,822,000.00	562,063.00	0.00	0.00	0.00	562,063.00	562,063.00	0.00	0.00	0.00	562,063.00	0.00	7,259,937.00	0.00	0.00
Monitoring of regulated entities	310100100003000	83,190,000.00	0.00	83,190,000.00	83,190,000.00	0.00	0.00	0.00	83,190,000.00	9,349,593.00	0.00	0.00	0.00	9,349,593.00	8,144,677.00	0.00	0.00	0.00	8,144,677.00	0.00	73,840,407.00	1,204,916.00	0.00
FS		27,786,000.00	0.00	27,786,000.00	27,786,000.00	0.00	0.00	0.00	27,786,000.00	7,471,627.00	0.00	0.00	0.00	7,471,627.00	6,266,711.00	0.00	0.00	0.00	6,266,711.00	0.00	20,314,373.00	1,204,916.00	0.00
MOOE		55,404,000.00	0.00	55,404,000.00	55,404,000.00	0.00	0.00	0.00	55,404,000.00	1,877,966.00	0.00	0.00	0.00	1,877,966.00	1,877,966.00	0.00	0.00	0.00	1,877,966.00	0.00	53,526,034.00	0.00	0.00
Consumer Education and Protection Program	310100100004000	99,086,000.00	0.00	99,086,000.00	99,086,000.00	0.00	0.00	0.00	99,086,000.00	12,691,102.00	0.00	0.00	0.00	12,691,102.00	10,506,337.00	0.00	0.00	0.00	10,506,337.00	0.00	86,394,898.00	2,184,765.00	0.00

Department : Other Executive Offices
 Agency/Entity : Energy Regulatory Commission
 Operating Unit : < not applicable >
 Organization Code (UACS) : 26 008 0000000
 Fund Cluster : 01 Regular Agency Fund

X	Current Year Appropriations
	Supplemental Appropriations
	Continuing Appropriations

(e.g. UACS Fund Cluster: 01-Regular Agency Fund, 02-Foreign Assisted Projects Fund, 03-Special Account-Locally Funded/Domestic Grants Fund, and 04-Special Account-Foreign Assisted/Foreign Grants Fund)

Particulars	UACS CODE	Appropriations			Allotments					Current Year Obligations					Current Year Disbursements					Balances			
		Authorized Appropriations	Adjustments (Transfer To/From, Modifications/)	Adjusted Appropriations	Allotments Received	Adjustments (Reductions, Modifications/)	Transfer To	Transfer From	Adjusted Total Allotments	1st Quarter Ending March 31	2nd Quarter Ending June 30	3rd Quarter Ending Sept. 30	4th Quarter Ending Dec. 31	TOTAL	1st Quarter Ending March 31	2nd Quarter Ending June 30	3rd Quarter Ending Sept. 30	4th Quarter Ending Dec. 31	TOTAL	Unreleased Appro	Unobligated Allotments	Unpaid Obligations	
																						Due and Demandable	Not Yet Due and Demandable
1	2	3	4	5=(3+4)	6	7	8	9	10=[(6+(-)7)-8+9]	11	12	13	14	15=(11+12+13+14)	16	17	18	19	20=(16+17+18+19)	21	22	23	24
PS		44,912,000.00	0.00	44,912,000.00	44,912,000.00	0.00	0.00	0.00	44,912,000.00	11,096,237.00	0.00	0.00	0.00	11,096,237.00	9,072,841.00	0.00	0.00	0.00	9,072,841.00	0.00	33,815,763.00	2,023,396.00	0.00
MOOE		49,274,000.00	0.00	49,274,000.00	49,274,000.00	0.00	0.00	0.00	49,274,000.00	1,594,865.00	0.00	0.00	0.00	1,594,865.00	1,433,496.00	0.00	0.00	0.00	1,433,496.00	0.00	47,679,135.00	161,369.00	0.00
CO		4,900,000.00	0.00	4,900,000.00	4,900,000.00	0.00	0.00	0.00	4,900,000.00	0.00	0.00	0.00	0.00	0.00	0.00	0.00	0.00	0.00	0.00	0.00	4,900,000.00	0.00	0.00
Sub-Total, Operations		517,521,000.00	0.00	517,521,000.00	517,521,000.00	0.00	0.00	0.00	517,521,000.00	41,347,315.00	0.00	0.00	0.00	41,347,315.00	34,986,295.00	0.00	0.00	0.00	34,986,295.00	0.00	476,173,685.00	6,361,020.00	0.00
PS		132,844,000.00	0.00	132,844,000.00	132,844,000.00	0.00	0.00	0.00	132,844,000.00	33,602,105.00	0.00	0.00	0.00	33,602,105.00	27,653,159.00	0.00	0.00	0.00	27,653,159.00	0.00	99,241,895.00	5,948,946.00	0.00
MOOE		376,377,000.00	0.00	376,377,000.00	376,377,000.00	0.00	0.00	0.00	376,377,000.00	7,745,210.00	0.00	0.00	0.00	7,745,210.00	7,333,136.00	0.00	0.00	0.00	7,333,136.00	0.00	368,631,790.00	412,074.00	0.00
FinEx (if Applicable)		0.00	0.00	0.00	0.00	0.00	0.00	0.00	0.00	0.00	0.00	0.00	0.00	0.00	0.00	0.00	0.00	0.00	0.00	0.00	0.00	0.00	0.00
CO		8,300,000.00	0.00	8,300,000.00	8,300,000.00	0.00	0.00	0.00	8,300,000.00	0.00	0.00	0.00	0.00	0.00	0.00	0.00	0.00	0.00	0.00	0.00	8,300,000.00	0.00	0.00
Sub-Total, I. Agency Specific Budget		1,006,769,000.00	0.00	1,006,769,000.00	1,006,769,000.00	0.00	0.00	0.00	1,006,769,000.00	108,428,703.00	0.00	0.00	0.00	108,428,703.00	82,374,468.00	0.00	0.00	0.00	82,374,468.00	0.00	898,340,297.00	26,054,235.00	0.00
PS		235,229,000.00	0.00	235,229,000.00	235,229,000.00	0.00	0.00	0.00	235,229,000.00	59,599,515.00	0.00	0.00	0.00	59,599,515.00	49,250,155.00	0.00	0.00	0.00	49,250,155.00	0.00	175,629,485.00	10,349,360.00	0.00
MOOE		709,134,000.00	0.00	709,134,000.00	709,134,000.00	0.00	0.00	0.00	709,134,000.00	48,828,188.00	0.00	0.00	0.00	48,828,188.00	33,124,313.00	0.00	0.00	0.00	33,124,313.00	0.00	660,304,812.00	15,704,875.00	0.00
FinEx (if Applicable)		0.00	0.00	0.00	0.00	0.00	0.00	0.00	0.00	0.00	0.00	0.00	0.00	0.00	0.00	0.00	0.00	0.00	0.00	0.00	0.00	0.00	0.00
CO		62,406,000.00	0.00	62,406,000.00	62,406,000.00	0.00	0.00	0.00	62,406,000.00	0.00	0.00	0.00	0.00	0.00	0.00	0.00	0.00	0.00	0.00	0.00	62,406,000.00	0.00	0.00
II. Automatic Appropriations		20,998,000.00	0.00	20,998,000.00	20,998,000.00	0.00	0.00	0.00	20,998,000.00	5,191,521.00	0.00	0.00	0.00	5,191,521.00	5,191,521.00	0.00	0.00	0.00	5,191,521.00	0.00	15,806,479.00	0.00	0.00
Specific Budgets of National Government Agencies		20,998,000.00	0.00	20,998,000.00	20,998,000.00	0.00	0.00	0.00	20,998,000.00	5,191,521.00	0.00	0.00	0.00	5,191,521.00	5,191,521.00	0.00	0.00	0.00	5,191,521.00	0.00	15,806,479.00	0.00	0.00
Retirement and Life Insurance Premiums		20,998,000.00	0.00	20,998,000.00	20,998,000.00	0.00	0.00	0.00	20,998,000.00	5,191,521.00	0.00	0.00	0.00	5,191,521.00	5,191,521.00	0.00	0.00	0.00	5,191,521.00	0.00	15,806,479.00	0.00	0.00
PS		20,998,000.00	0.00	20,998,000.00	20,998,000.00	0.00	0.00	0.00	20,998,000.00	5,191,521.00	0.00	0.00	0.00	5,191,521.00	5,191,521.00	0.00	0.00	0.00	5,191,521.00	0.00	15,806,479.00	0.00	0.00
Sub-total II. Automatic Appropriations		20,998,000.00	0.00	20,998,000.00	20,998,000.00	0.00	0.00	0.00	20,998,000.00	5,191,521.00	0.00	0.00	0.00	5,191,521.00	5,191,521.00	0.00	0.00	0.00	5,191,521.00	0.00	15,806,479.00	0.00	0.00
PS		20,998,000.00	0.00	20,998,000.00	20,998,000.00	0.00	0.00	0.00	20,998,000.00	5,191,521.00	0.00	0.00	0.00	5,191,521.00	5,191,521.00	0.00	0.00	0.00	5,191,521.00	0.00	15,806,479.00	0.00	0.00
MOOE		0.00	0.00	0.00	0.00	0.00	0.00	0.00	0.00	0.00	0.00	0.00	0.00	0.00	0.00	0.00	0.00	0.00	0.00	0.00	0.00	0.00	0.00
FinEx		0.00	0.00	0.00	0.00	0.00	0.00	0.00	0.00	0.00	0.00	0.00	0.00	0.00	0.00	0.00	0.00	0.00	0.00	0.00	0.00	0.00	0.00
CO		0.00	0.00	0.00	0.00	0.00	0.00	0.00	0.00	0.00	0.00	0.00	0.00	0.00	0.00	0.00	0.00	0.00	0.00	0.00	0.00	0.00	0.00
III. Special Purpose Fund		0.00	12,180,369.00	12,180,369.00	0.00	12,180,369.00	0.00	0.00	12,180,369.00	12,180,369.00	0.00	0.00	0.00	12,180,369.00	12,180,369.00	0.00	0.00	0.00	12,180,369.00	0.00	0.00	0.00	0.00
Pension and Gratuity Fund		0.00	12,180,369.00	12,180,369.00	0.00	12,180,369.00	0.00	0.00	12,180,369.00	12,180,369.00	0.00	0.00	0.00	12,180,369.00	12,180,369.00	0.00	0.00	0.00	12,180,369.00	0.00	0.00	0.00	0.00
PS		0.00	12,180,369.00	12,180,369.00	0.00	12,180,369.00	0.00	0.00	12,180,369.00	12,180,369.00	0.00	0.00	0.00	12,180,369.00	12,180,369.00	0.00	0.00	0.00	12,180,369.00	0.00	0.00	0.00	0.00
Sub-Total III. Special Purpose Fund		0.00	12,180,369.00	12,180,369.00	0.00	12,180,369.00	0.00	0.00	12,180,369.00	12,180,369.00	0.00	0.00	0.00	12,180,369.00	12,180,369.00	0.00	0.00	0.00	12,180,369.00	0.00	0.00	0.00	0.00
PS		0.00	12,180,369.00	12,180,369.00	0.00	12,180,369.00	0.00	0.00	12,180,369.00	12,180,369.00	0.00	0.00	0.00	12,180,369.00	12,180,369.00	0.00	0.00	0.00	12,180,369.00	0.00	0.00	0.00	0.00
MOOE		0.00	0.00	0.00	0.00	0.00	0.00	0.00	0.00	0.00	0.00	0.00	0.00	0.00	0.00	0.00	0.00	0.00	0.00	0.00	0.00	0.00	0.00
FinEx		0.00	0.00	0.00	0.00	0.00	0.00	0.00	0.00	0.00	0.00	0.00	0.00	0.00	0.00	0.00	0.00	0.00	0.00	0.00	0.00	0.00	0.00
CO		0.00	0.00	0.00	0.00	0.00	0.00	0.00	0.00	0.00	0.00	0.00	0.00	0.00	0.00	0.00	0.00	0.00	0.00	0.00	0.00	0.00	0.00
IV. Reversion of the Unobligated Allotments charged against R.A. Nos. 11465 and 11494		0.00	0.00	0.00	0.00	0.00	0.00	0.00	0.00	0.00	0.00	0.00	0.00	0.00	0.00	0.00	0.00	0.00	0.00	0.00	0.00	0.00	0.00

Department : Other Executive Offices
 Agency/Entity : Energy Regulatory Commission
 Operating Unit : < not applicable >
 Organization Code (UACS) : 26 008 0000000
 Fund Cluster : 01 Regular Agency Fund


X	Current Year Appropriations
	Supplemental Appropriations
	Continuing Appropriations


(e.g. UACS Fund Cluster: 01-Regular Agency Fund, 02-Foreign Assisted Projects Fund, 03-Special Account-Locally Funded/Domestic Grants Fund, and 04-Special Account-Foreign Assisted/Foreign Grants Fund)


Particulars	UACS CODE	Appropriations			Allotments					Current Year Obligations					Current Year Disbursements					Balances			
		Authorized Appropriations	Adjustments (Transfer To/From, Modifications/)	Adjusted Appropriations	Allotments Received	Adjustments (Reductions, Modifications/)	Transfer To	Transfer From	Adjusted Total Allotments	1st Quarter Ending March 31	2nd Quarter Ending June 30	3rd Quarter Ending Sept. 30	4th Quarter Ending Dec. 31	TOTAL	1st Quarter Ending March 31	2nd Quarter Ending June 30	3rd Quarter Ending Sept. 30	4th Quarter Ending Dec. 31	TOTAL	Unreleased Appro	Unobligated Allotments	Unpaid Obligations	
																						Due and Demandable	Not Yet Due and Demandable
1	2	3	4	5=(3+4)	6	7	8	9	10=[(6+(-)7)-8+9]	11	12	13	14	15=(11+12+13+14)	16	17	18	19	20=(16+17+18+19)	21	22	23	24
GRAND TOTAL		1,027,767,000.00	12,180,369.00	1,039,947,369.00	1,027,767,000.00	12,180,369.00	0.00	0.00	1,039,947,369.00	125,800,593.00	0.00	0.00	0.00	125,800,593.00	99,746,358.00	0.00	0.00	0.00	99,746,358.00	0.00	914,146,776.00	26,054,235.00	0.00
PS		256,227,000.00	12,180,369.00	268,407,369.00	256,227,000.00	12,180,369.00	0.00	0.00	268,407,369.00	76,971,405.00	0.00	0.00	0.00	76,971,405.00	66,622,045.00	0.00	0.00	0.00	66,622,045.00	0.00	191,435,964.00	10,349,360.00	0.00
MOOE		709,134,000.00	0.00	709,134,000.00	709,134,000.00	0.00	0.00	0.00	709,134,000.00	48,829,188.00	0.00	0.00	0.00	48,829,188.00	33,124,313.00	0.00	0.00	0.00	33,124,313.00	0.00	660,304,812.00	15,704,875.00	0.00
CO		62,406,000.00	0.00	62,406,000.00	62,406,000.00	0.00	0.00	0.00	62,406,000.00	0.00	0.00	0.00	0.00	0.00	0.00	0.00	0.00	0.00	0.00	0.00	62,406,000.00	0.00	0.00


Recapitulation by OO:

I. Agency Specific Budget		517,521,000.00	0.00	517,521,000.00	517,521,000.00	0.00	0.00	0.00	517,521,000.00	41,347,315.00	0.00	0.00	0.00	41,347,315.00	34,986,295.00	0.00	0.00	0.00	34,986,295.00	0.00	476,173,685.00	6,361,020.00	0.00
ELECTRIC POWER INDUSTRY REGULATORY PROGRAM		517,521,000.00	0.00	517,521,000.00	517,521,000.00	0.00	0.00	0.00	517,521,000.00	41,347,315.00	0.00	0.00	0.00	41,347,315.00	34,986,295.00	0.00	0.00	0.00	34,986,295.00	0.00	476,173,685.00	6,361,020.00	0.00


 RAMAY, ZIERLA MARIE SO
 Chief Budget Division
 Date: 2021-04-29 11:04:51


 NALUS BENIGNO EMIL YAMBAO
 Chief Accounting Division
 Date: 2021-04-29 11:04:51


 MANGOSING, JUDITH LASAM
 OIC, Director III
 Date:


 DEVANADERA, AGNES VST
 Chairperson and CEO
 Date:

