


STATEMENT OF ALLOTMENT, OBLIGATIONS AND BALANCES (SAOB)
as of DECEMBER 31, 2018

Agency : ENERGY REGULATORY COMMISSION
Fund: 101


P/A/P / Allotment Class (1)	UACS Code	Allotment Received (2)	Obligations Incurred		Unobligated Balance of Allotment (5)=(2)-(4)	Remarks (6)
			This Report (3)	To Date (4)		
CURRENT YEAR'S ALLOTMENT:						
PERSONNEL SERVICES:						
Basic Salary - Civilian	5010101001	121,830,816.80	8,255,042.82	119,859,422.14	1,971,394.66	
- Step Increment	5010499010	546,000.00	74,087.79	194,168.70	351,831.30	
Other Compensation						
P E R A	5010201000	5,880,000.00	583,409.11	5,708,726.47	171,273.53	
Representation Allowance (RA)	5010202000	2,634,000.00	40,750.00	2,602,500.00	31,500.00	
Transportation Allowance (TA)	5010203000	2,634,000.00	29,750.00	2,062,250.00	571,750.00	
Clothing/Uniform Allowance	5010204001	1,225,000.00	-	1,225,000.00	-	
Year-End Bonus	5010214001	10,170,000.00	-	10,170,000.00	-	
Cash Gift	5010215001	1,225,000.00	21,525.45	1,204,275.45	20,724.55	
Life & Retirement Ins. Premiums	5010301000	15,380,000.00	629,292.23	15,380,000.00	-	
PAG-IBIG Contributions	5010302001	294,000.00	24,800.00	280,268.21	13,731.79	
Health Insurance Premiums	5010303001	998,000.00	-	998,000.00	-	
Employees Compensation Ins. Prem.	5010304001	294,000.00	25,700.00	274,424.33	19,575.67	
Retirement Gratuity	5010402001	19,319,000.00	-	19,319,000.00	-	
Other Personnel Benefits - C NA	5010499000	6,200,000.00	6,150,000.00	6,150,000.00	50,000.00	
Other Personnel Benefits - Monetization	5010499000	67,183.20	-	67,183.20	-	
Other Personnel Benefits	5010499000	145,000.00	-	145,000.00	-	
Subtotal, PS		188,842,000.00	15,834,357.40	185,640,218.50	3,201,781.50	
MISC. PERSONNEL BENEFIT FUND (MPBF)						
Basic Salary - Civilian	5010101001	27,101,818.00	-	27,101,818.00	-	
Other Personnel Benefits	5010499000	16,681,463.00	1,933,405.81	16,681,463.00	-	
Subtotal, MPBF		43,783,281.00	1,933,405.81	43,783,281.00	-	
PENSION & GRATUITY FUND (PGF)						
Pension Benefits - Civilian	5010401001	45,508,257.00	4,514,296.00	45,508,257.00	-	
Retirement Gratuity - Civilian	5010402001	8,901,760.00	-	8,901,760.00	-	
Terminal Leave Benefits - Civilian	5010403001	3,375,275.00	-	3,375,272.02	2.98	
Other Personnel Benefits - Monetization	5010499000	4,317,981.00	-	4,317,981.00	-	
Subtotal, PGF		62,103,273.00	4,514,296.00	62,103,270.02	2.98	
Total PS, MPBF & PGF		294,728,554.00	22,282,059.21	291,526,769.52	3,201,784.48	

P/A/P / Allotment Class (1)	UACS Code	Allotment Received (2)	Obligations Incurred		Unobligated Balance of Allotment (5)=(2)-(4)	Remarks (6)
			This Report (3)	To Date (4)		
MAINTENANCE & OTHER OPERATING EXPENSES (MOOE) :						
Travelling Expenses	5020101000	22,379,000.00	1,048,236.33	15,633,315.48	6,745,684.52	
Training & Scholarship Expenses	5020201000	13,391,000.00	2,922,789.53	11,286,332.72	2,104,667.28	
ICT Training Expenses	5020201000	990,000.00	95,000.00	403,000.00	587,000.00	
Office Supplies Expense	5020301000	28,062,000.00	377,129.30	23,492,201.91	4,569,798.09	
Gas, Oil & Lubricants	5020309000	1,329,000.00	127,329.02	1,182,285.95	146,714.05	
Water Expenses	5020401000	1,200,000.00	109,146.83	1,200,000.00	-	
Electricity Expenses	5020402000	8,040,000.00	647,475.88	7,359,881.16	680,118.84	
Postage and Deliveries	5020501000	850,000.00	12,017.00	850,000.00	-	
Telephone - Landline	5020502002	877,500.00	12,422.69	877,500.00	-	
Telephone - Mobile	5020502001	1,000,000.00	46,963.63	1,000,000.00	-	
Internet	5020503000	3,274,500.00	213,044.30	1,363,388.55	1,911,111.45	
Extraordinary Expenses	5021003000	2,156,000.00	140,200.00	1,575,843.78	580,156.22	
Auditing Services	5021102000	500,000.00	-	500,000.00	-	
Professional Services	5021100000	35,900,000.00	8,529,106.29	31,042,198.82	4,857,801.18	
Janitorial Services	5021202000	3,175,935.08	510,254.42	1,943,106.80	1,232,828.28	
Security Services	5021203000	8,394,064.92	-	8,394,064.92	-	
ICT General Services	5029999000	1,078,000.00	81,666.67	898,333.37	179,666.63	
Environmental/Sanitary Services	5021201000	480,000.00	-	344,343.75	135,656.25	
Office Equipment Maintenance	5021305002	800,000.00	65,200.00	149,490.00	650,510.00	
ICT Equipment Maintenance	5021305003	659,500.00	-	-	659,500.00	
Tech. & Scientific Eqpt. Maint.	5021305014	435,000.00	-	346,000.00	89,000.00	
Motor Vehicle Maintenance	5021306001	1,703,000.00	206,178.76	1,030,371.04	672,628.96	
Furniture and Fixtures Maint.	5021307000	200,500.00	-	-	200,500.00	
Taxes, Duties and Licenses	5021501001	500,000.00	5,320.00	65,119.97	434,880.03	
Fidelity Bonds Premiums	5021502000	500,000.00	-	166,959.06	333,040.94	
Insurance Expense	5021503000	500,000.00	-	446,022.63	53,977.37	
Advertising Expenses	5029901000	2,901,185.00	517,104.00	2,468,289.00	432,896.00	
Printing and Binding Expenses	5029902000	511,000.00	97,600.00	424,670.20	86,329.80	
Representation Expenses	5029903000	1,000,000.00	-	106,977.12	893,022.88	
Rent Expense - Buildings	5029905001	34,804,000.00	40,320.00	29,461,472.32	5,342,527.68	
- Equipments	5029905004	2,298,815.00	112,394.00	1,355,531.60	943,283.40	
Subscription Expenses	5029907000	1,060,000.00	51,613.00	701,702.95	358,297.05	
ICT Subscription Expenses	5029999001	2,227,000.00	-	2,227,000.00	-	
Total, MOOE		183,177,000.00	15,968,511.65	148,295,403.10	34,881,596.90	
CAPITAL OUTLAYS (CO) :						
Transportation Equipment Outlay	5060405000	15,650,000.00	-	-	15,650,000.00	
Technical & Scientific Equipment	5060405014	12,445,000.00	81,891.04	10,589,640.04	1,855,359.96	
Office Equipment	5060405002	5,147,000.00	3,518,643.28	3,518,643.28	1,628,356.72	
Furnitures, Fixtures & Books Outlay	5060407000	9,680,000.00	1,100,000.00	1,100,000.00	8,580,000.00	
Total, CO		42,922,000.00	4,700,534.32	15,208,283.32	27,713,716.68	
GRANDTOTAL		520,827,554.00	42,951,105.18	455,030,455.94	65,797,098.06	


Prepared by:


CATHERINE P. YSON
 Budget Officer III
 Date:

Reviewed by:


ZIERLA MARIE S. RANAY
 Administrative Officer V
 Date:

Certified Correct:


SHARON O. MONTAÑER
 OIC, Financial and Administrative Service
 Date: