


STATEMENT OF ALLOTMENT, OBLIGATIONS AND BALANCES (SAOB)
as of June 30, 2017

Agency : ENERGY REGULATORY COMMISSION
Fund: 101


P/A/P / Allotment Class (1)	UACS Code	Allotment Received (2)	Obligations Incurred		Unobligated Balance of Allotment (5)=(2)-(4)	Remarks (6)
			This Report (3)	To Date (4)		
CURRENT YEAR'S ALLOTMENT:						
PERSONNEL SERVICES:						
Basic Pay - Civilian	5010101001	108,149,000.00	9,725,051.95	67,866,533.10	40,282,466.90	
- Step Increment	5010499010	278,000.00	4,293.04	13,378.13	264,621.87	
Other Compensation						
PERA	5010201000	5,328,000.00	483,572.90	3,271,741.18	2,056,258.82	
Representation Allowance (RA)	5010202000	2,436,000.00	251,000.00	1,623,863.64	812,136.36	
Transportation Allowance (TA)	5010203000	2,436,000.00	196,409.09	1,265,680.89	1,170,319.11	
Clothing/Uniform Allowance	5010204001	1,110,000.00	-	-	1,110,000.00	
Year-End Bonus	5010214001	9,012,000.00	-	4,697,737.50	4,314,262.50	
Cash Gift	5010215001	1,110,000.00	-	562,500.00	547,500.00	
Life & Retirement Ins. Premiums	50103010	12,382,000.00	1,131,141.45	6,804,514.09	5,577,485.91	
PAG-IBIG Contributions	50103020	266,000.00	23,100.00	137,087.50	128,912.50	
Health Insurance Premiums	50103030	893,000.00	81,775.00	434,075.00	458,925.00	
Employees Compensation Ins. Prem.	50103040	266,000.00	23,867.52	143,351.88	122,648.12	
Terminal Leave Benefits	50104030	251,000.00	-	68,198.11	182,801.89	
Other Personnel Benefits	50104990	-	-	244,731.75	(244,731.75)	
Subtotal, PS		143,917,000.00	11,920,210.95	87,133,392.77	56,783,607.23	
Pension & Gratuity Fund (PGF)						
Pension Benefits - Civilian	50104010	16,682,339.00	-	16,682,339.00	-	
Retirement Benefits	50104020	-	-	-	-	
Terminal Leave Benefits	50104030	1,157,287.00	81,823.41	1,157,285.28	1.72	
Subtotal, PGF		17,839,626.00	81,823.41	17,839,624.28	1.72	
Total PS & PGF		161,756,626.00	12,002,034.36	104,973,017.05	56,783,608.95	

P/A/P / Allotment Class (1)	UACS Code	Allotment Received (2)	Obligations Incurred		Unobligated Balance of Allotment (5)=(2)-(4)	Remarks (6)
			This Report (3)	To Date (4)		
MAINTENANCE & OTHER OPERATING EXPENSES (MOOE) :						
Travelling Expenses	50201010	18,098,000.00	4,671,324.41	11,160,198.89	6,937,801.11	
Training & Scholarship Expenses	50202000	14,888,000.00	16,811.16	504,319.31	14,383,680.69	
ICT Training Expenses	50202020	977,000.00	197,508.00	197,508.00	779,492.00	
Office Supplies Expense	50203010	30,773,000.00	77,981.45	17,446,358.71	13,326,641.29	
Gas, Oil & Lubricants	50203090	1,171,000.00	112,172.14	308,843.19	862,156.81	
Water	50204010	1,000,000.00	72,134.42	412,241.12	587,758.88	
Electricity	50204020	7,200,000.00	547,254.19	3,166,793.25	4,033,206.75	
Postage and Deliveries	50205010	850,000.00	54,164.41	338,006.60	511,993.40	
Telephone - Landline	5020502001	1,000,000.00	83,326.96	523,894.78	476,105.22	
Telephone - Mobile	5020502002	1,000,000.00	-	672,290.90	327,709.10	
Internet	5020503000	3,149,000.00	16,595.00	983,841.83	2,165,158.17	
Confidential Expenses	50210010	15,000,000.00	-	-	15,000,000.00	
Extraordinary Expenses	50210030	2,156,000.00	87,400.00	939,200.00	1,216,800.00	
Auditing Services	50211020	456,000.00	65,445.77	346,247.98	109,752.02	
Environment/Sanitary Services	50212010	101,832.75	101,832.75	101,832.75	-	
Professional/Consultancy Services	50211000	67,168,000.00	1,482,870.28	9,657,657.78	57,510,342.22	
Janitorial Services	50212020	2,893,000.00	131,729.08	658,645.40	2,234,354.60	
Security Services	50212030	7,533,167.25	140,109.13	7,469,436.63	63,730.62	
ICT General Services	5029999001	797,000.00	-	797,000.00	-	
Office Equipment Maintenance	5021305002	500,000.00	17,523.00	39,288.80	460,711.20	
ICT Equipment Maintenance	5021305003	500,000.00	-	184,845.00	315,155.00	
Tech. & Scientific Eqpt. Maint.	5021305014	600,000.00	325,000.00	325,000.00	275,000.00	
Motor Vehicle Maintenance	50213060	893,000.00	88,279.16	450,486.39	442,513.61	
Furniture and Fixtures Maint.	50213070	366,000.00	-	-	366,000.00	
Taxes, Duties and Licenses	50215010	400,000.00	9,142.97	84,473.28	315,526.72	
Fidelity Bonds Premiums	50215020	300,000.00	22,500.00	141,582.54	158,417.46	
Insurance Expense	50215030	350,000.00	221,084.80	221,084.80	128,915.20	
Advertising Expenses	50299010	2,156,000.00	-	-	2,156,000.00	
Printing and Binding Expenses	50299020	1,309,000.00	62,366.29	62,842.29	1,246,157.71	
Rent Expense - Buildings	5029905001	23,407,000.00	122,017.13	23,407,000.00	-	
- Equipments	5029905004	900,000.00	81,234.02	582,198.34	317,801.66	
Subscription Expenses	5029907000	684,000.00	2,110.00	183,710.00	500,290.00	
ICT Subscription Expenses	5029999001	3,636,000.00	1,015,466.67	1,135,530.35	2,500,469.65	
Total MOOE		212,212,000.00	9,825,383.19	82,502,358.91	129,709,641.09	
CAPITAL OUTLAYS (CO) :						
Building and Other Structures Outlay	5060405000	20,000,000.00	-	-	20,000,000.00	
ICT Equipment	5060405003	21,994,000.00	-	-	21,994,000.00	
Technical & Scientific Equipment	5060405014	13,500,000.00	10,075,776.00	10,075,776.00	3,424,224.00	
Office Equipment	5060405002	6,200,000.00	-	-	6,200,000.00	
Furnitures, Fixtures & Books Outlay	5060407000	6,400,000.00	-	-	6,400,000.00	
Total CO		68,094,000.00	10,075,776.00	10,075,776.00	58,018,224.00	
GRAND TOTAL		442,062,626.00	31,903,193.55	197,551,151.96	244,511,474.04	


Prepared by:


CATHERINE P. YSON
 Administrative Officer III
 Date:

Reviewed by:


MYLA N. CASAS
 Administrative Officer IV
 Date:

Certified Correct:


LUZVIMINDA N. CABALBAG
 OIC, Financial and Administrative Service
 Date: