

STATEMENT OF ALLOTMENT, OBLIGATIONS AND BALANCES (SAOB)

as of DECEMBER 31, 2012

Agency : **ENERGY REGULATORY COMMISSION**

Fund: 101

P/A/P / Allotment Class (1)	Expense Code	Allotment Received (2)	Obligations Incurred		Unobligated Balance of Allotment (5)=(2)-(4)	Remarks (6)
			This Report (3)	To Date (4)		
CURRENT YEAR'S ALLOTMENT:						
PERSONAL SERVICES :						
Salaries - Basic	701	87,414,955.01	589,966.37	87,294,470.31	120,484.70	
- Step Increments	701	16,599.55	-	16,599.55	-	
Other Compensation						
PERA	711	2,682,401.40	22,066.51	2,645,748.22	36,653.18	
Representation Allowance (RA)	713	2,127,098.60	28,000.00	2,127,098.60	-	
Transportation Allowance (TA)	714	1,566,500.00	4,000.00	1,494,000.00	72,500.00	
Clothing/Uniform Allowance	715	1,115,000.00	-	1,115,000.00	-	
Year-End Bonus	725	7,354,000.00	13,232.25	7,319,376.53	34,623.47	
Cash Gift	724	1,205,000.00	2,625.00	1,121,875.00	83,125.00	
Productivity Incentive Benefits	717	482,000.00	10,000.00	390,500.00	91,500.00	
Life & Retirement Ins. Premiums	731	10,828,000.00	820,778.70	9,995,043.24	832,956.76	
PAG-IBIG Contributions	732	289,000.00	21,900.00	267,700.00	21,300.00	
Health Insurance Premiums	733	747,537.50	61,187.50	747,537.50	-	
Employees Compensation Ins. Prem.	734	288,000.00	21,935.54	266,839.65	21,160.35	
Pension Benefits - Civilian	738	20,947,666.00	-	20,947,666.00	-	
Terminal Leave Benefits	742	504,695.30	-	504,695.30	-	
Other Personnel Benefits	749	5,457,546.64	20,000.00	5,457,546.64	-	
Total Personal Services		143,026,000.00	1,615,691.87	141,711,696.54	1,314,303.46	


98

JAN31.2013 AM 11:12 RCUD


DEPT OF BUDGET & MGMT BMB-A

P/A/P / Allotment Class (1)	Expense Code	Allotment Received (2)	Obligations Incurred		Unobligated Balance of Allotment (5)=(2)-(4)	Remarks (6)
			This Report (3)	To Date (4)		
MAINTENANCE & OTHER OPERATING EXPENSES (MOOE) :						
Travelling Expenses						
- Local	751	6,271,354.62	797,528.51	6,271,354.62	-	
- Foreign	752	30,000.00	-	15,000.00	15,000.00	
Training & Seminars	753	2,866,103.92	102,128.93	2,624,432.85	241,671.07	
Water	766	668,825.83	(39,312.51)	668,825.83	-	
Electricity	767	5,281,646.59	(121,874.34)	5,281,646.59	-	
Internet	774	780,000.00	35,811.40	772,591.89	7,408.11	
Postage and Deliveries	771	808,000.00	(53,951.80)	414,501.58	393,498.42	
Telephone - Landline	772	2,367,000.00	460,777.33	1,918,937.83	448,062.17	
Telephone - Mobile	773	300,000.00	(100,201.52)	209,110.51	90,889.49	
Subscription Expenses	786	450,000.00	713.00	110,309.00	339,691.00	
Auditing Services	792	500,000.00	1,500.00	194,332.25	305,667.75	
Advertising Expenses	780	1,975,069.04	36,288.00	118,540.80	1,856,528.24	
Printing and Binding Expenses	781	233,000.00	98.00	27,611.34	205,388.66	
Rent Expense - Buildings	782	16,585,000.00	-	15,059,697.87	1,525,302.13	
- Equipments	782	235,000.00	(26,700.72)	225,845.73	9,154.27	
Office Supplies Expense	755	17,250,000.00	(1,036,306.58)	14,663,377.93	2,586,622.07	
Gas, Oil & Lubricants	761	1,000,000.00	29,474.37	265,937.98	734,062.02	
Janitorial Services	796	1,420,000.00	-	1,010,281.33	409,718.67	
Security Services	797	4,400,000.00	-	3,780,210.44	619,789.56	
Other Professional Services	799	1,855,434.15	233,204.64	302,664.64	1,552,769.51	
Insurance Expense	893	250,000.00	(8,936.07)	240,895.64	9,104.36	
Fidelity Bonds Premiums	892	200,000.00	-	85,154.00	114,846.00	
Taxes, Duties and Licenses	891	380,000.00	-	26,074.65	353,925.35	
Office Equipment Maintenance	821	350,000.00	100,000.00	220,285.00	129,715.00	
Furniture and Fixtures Maint.	822	206,300.00	198,800.00	206,300.00	-	
IT Hardware & Software Maint.	823	493,700.00	-	406,523.68	87,176.32	
Tech. & Scientific Eqpt. Maint.	836	500,000.00	(25,000.00)	225,000.00	275,000.00	
Motor Vehicle Maintenance	841	800,000.00	266,025.68	482,208.29	317,791.71	
Extraordinary Expenses	883	1,708,000.00	-	1,562,000.00	146,000.00	
Other Maint. & Oper. Expenses	969	26,565.85	5,168.00	26,565.85	-	
Total MOOE		70,191,000.00	855,234.32	57,416,218.12	12,774,781.88	
CAPITAL OUTLAY (CO) :						
Furnitures, Fixtures & Office Eqpt.	221/222	500,000.00	-	457,503.20	42,496.80	
Total CO		500,000.00	-	457,503.20	42,496.80	
Pension & Gratuity Fund (PGF)						
Retirement Benefits	740	-	-	-	-	
Terminal Leave Benefits	742	-	-	-	-	
Other Personnel Benefit (PEI)	749	1,205,000.00	1,117,000.00	1,117,000.00	88,000.00	
Total MPBF		1,205,000.00	1,117,000.00	1,117,000.00	88,000.00	
GRAND TOTAL		214,922,000.00	3,587,926.19	200,702,417.86	14,219,582.14	


Prepared by:


CATHERINE P. YSON
Budget Officer II

Reviewed by:


MYLA N. CASAS
Budget Officer III

Certified Correct:


LUZVIMINDA N. CABALRAG
Financial & Management Officer II