




QUARTERLY PHYSICAL REPORT OF OPERATION
As of March 31, 2021

Department: **Other Executive Offices**
 Agency : **Energy Regulatory Commission**
 Operating Unit: **< not applicable >**
 Organization Code (UACS): **26 008 0000000**

Particulars	UACS CODE	Physical Target (Budget Year)					Physical Accomplishment (Budget Year)					Variance	Remarks
		1st Quarter	2nd Quarter	3rd Quarter	4th Quarter	Total	1st Quarter	2nd Quarter	3rd Quarter	4th Quarter	Total		
1	2	3	4	5	6	7	8	9	10	11	12	13	14
ELECTRIC POWER INDUSTRY REGULATORY PROGRAM	310100000000000												
OO : Quality and reliability of electricity supply, and reasonable pricing													
Outcome Indicators													
1. Percentage of Power Supply Agreement (PSA) cases with prayer for provisional authority acted upon within 75 days from filing		82%	82%	82%	82%	82%	100%						
2. Percentage of documents for external cases filed within the reglementary period		80%	80%	80%	80%	80%	100%						
3. Percentage of show cause orders issued involving Certificate of Compliance (COC) and Retail Electricity Suppliers (RES) licenses within 45 days from the discovery of violation		-	-	-	-	-							
4. Percentage of violators issued with Show Cause Order (SCO) within 45 days from the discovery of violation of rules relative to Certificate of Compliance (COC) and Retail Electricity Suppliers (RES)		-	-	-	-	-							
Output Indicators													
1. Percentage of applications for Certificate of Compliance (COC) acted upon within 50 days from receipt of complete requirements		98%	98%	98%	98%	98%	38.57% ¹						¹ Affected by imposition of several community quarantines, lockdowns of the Energy Regulatory Commission, and declaration of State of National Emergency.
2. Number of audits conducted on sites and facilities (subjected to rate audits and regulatory visits)		215	215	215	215	860	823						
3. Percentage of consumer related cases resolved/decided within 90 days from the time the case was submitted for resolution		70%	70%	70%	70%	70%	N/A ²						² No case was submitted for resolution for the 1st Quarter of 2021
4. Percentage of non-consumer related cases resolved/decided within 90 days from the time the case was submitted for resolution		65%	65%	65%	65%	65%	100%						
5. Number of rules and resolutions promulgated		1	2	1	8	12	4						
6. Number of new watt-hour meters tested and calibrated		392,175	479,325	479,325	392,175	1,743,000	685,994						

Prepared By: 
AERON PAUL V. PAGULAYAN
 Administrative Officer IV
 Date:

In coordination with: 
ZIERLA MARIE S. RANAY
 Chief, Budget Division
 Date:

Approved By: 
AGNES V. DEVANADERA
 Chairperson & CEO
